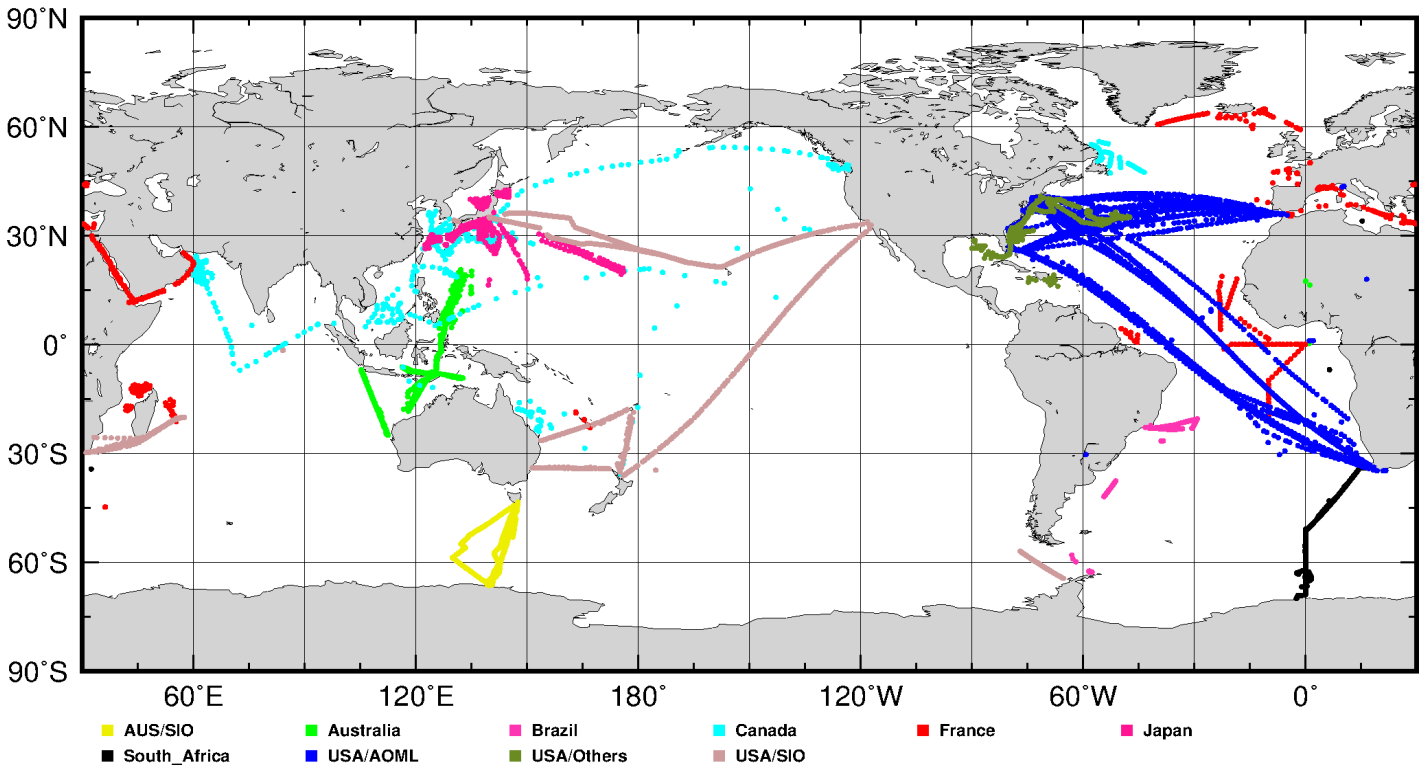


# SOOP Operations Report: XBT Program

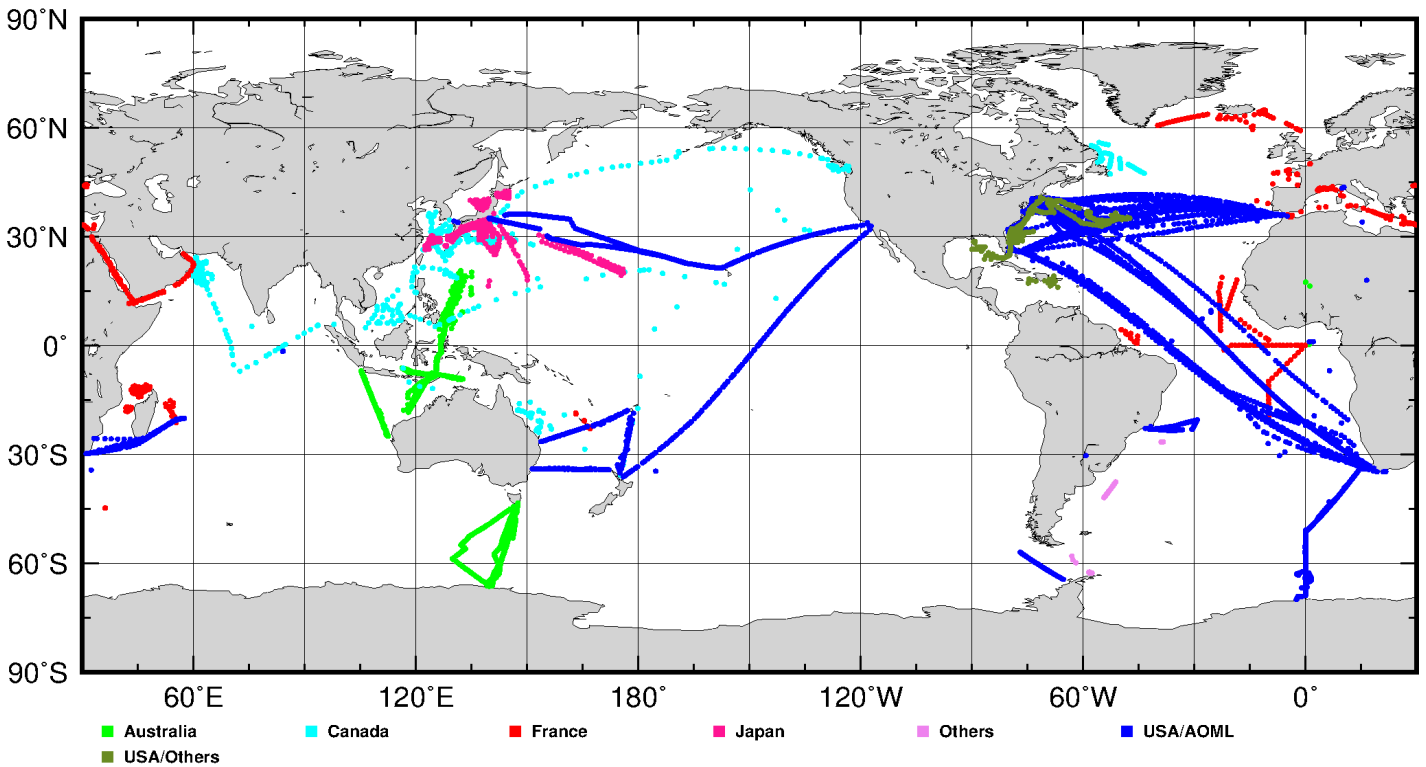
Year: 2021

Updated on Wed Mar 23 09:42:28 UTC 2022

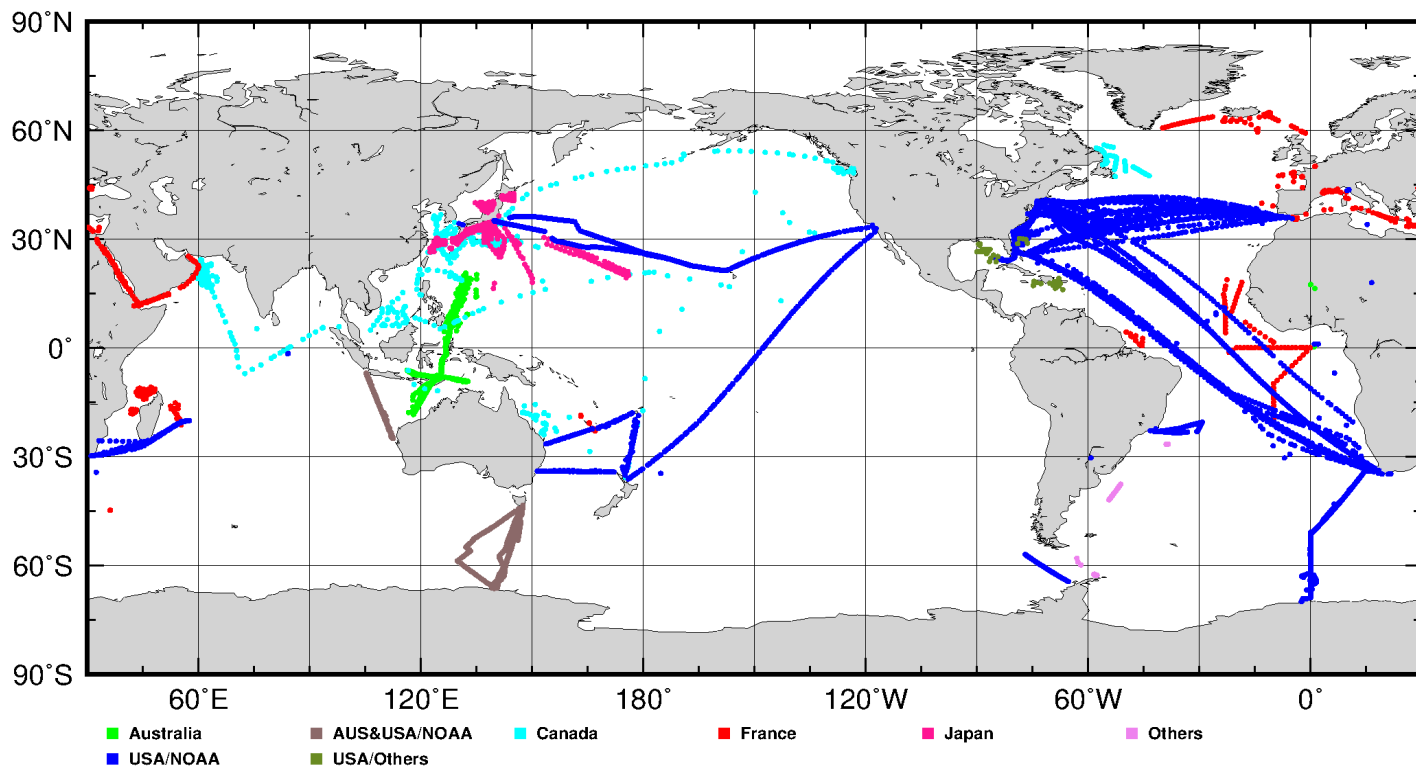
## XBT Deployments Y2021 (Total 10165)



## XBT Transmissions Y2021 (Total 10165)



## Probe Source Y2021 (Total 10165)



## Participation by Month - Country/Institution Deploying XBTs

Cntry/Month	JAN	FEB	MAR	APR	MAY	JUN	JUL	AUG	SEP	OCT	NOV	DEC	Total
AUS	146	154	121	114	203	169	135	122	130	145	152	91	1682
AUS/SIO	173	151	0	0	0	0	0	0	0	0	0	159	483
BRA	21	60	2	4	0	0	0	50	0	0	1	0	138
CAN	6	18	37	37	47	79	105	52	51	77	72	0	581
FRA	83	95	138	126	57	49	177	120	169	18	39	16	1087
JPN	39	42	30	30	72	83	76	52	14	67	76	23	604
USA/AOML	286	10	149	162	381	398	336	366	252	326	290	230	3186
USA/SIO	87	42	45	179	65	100	49	39	17	229	30	133	1015
ZA	29	99	46	0	0	0	0	0	0	0	0	168	342
USA/Others	0	0	0	90	166	77	150	135	300	29	100	0	1047
<b>Total</b>	<b>870</b>	<b>671</b>	<b>568</b>	<b>742</b>	<b>991</b>	<b>955</b>	<b>1028</b>	<b>936</b>	<b>933</b>	<b>891</b>	<b>760</b>	<b>820</b>	<b>10165</b>

## Participation by Month - Country/Institution Transmitting XBTs

Cntry/Month	JAN	FEB	MAR	APR	MAY	JUN	JUL	AUG	SEP	OCT	NOV	DEC	Total
AUS	319	305	121	114	203	169	135	122	130	145	152	250	2165
CAN	6	18	37	37	47	79	105	52	51	77	72	0	581
FRA	83	95	138	126	57	49	177	120	169	18	39	16	1087
JPN	39	42	30	30	72	83	76	52	14	67	76	23	604
USA/AOML	404	208	240	342	446	498	385	455	269	555	320	531	4653
USA/Others	0	0	0	90	166	77	150	135	300	29	100	0	1047
Others	19	3	2	3	0	0	0	0	0	0	1	0	28
<b>Total</b>	<b>870</b>	<b>671</b>	<b>568</b>	<b>742</b>	<b>991</b>	<b>955</b>	<b>1028</b>	<b>936</b>	<b>933</b>	<b>891</b>	<b>760</b>	<b>820</b>	<b>10165</b>

## Participation by Month - Country/Institution Providing XBTs

Cntry/Month	JAN	FEB	MAR	APR	MAY	JUN	JUL	AUG	SEP	OCT	NOV	DEC	Total
AUS	86	89	51	49	141	104	75	49	69	88	85	27	913
AUS&USA/NOAA	233	216	70	65	62	65	60	73	61	57	67	223	1252
CAN	6	18	37	37	47	79	105	52	51	77	72	0	581
FRA	83	95	138	126	57	49	177	120	169	18	39	16	1087
JPN	39	42	30	30	72	83	76	52	14	67	76	23	604
USA/NOAA	404	208	240	432	612	575	522	554	569	584	420	531	5651
USA/Others	0	0	0	0	0	0	13	36	0	0	0	0	49
Others	19	3	2	3	0	0	0	0	0	0	1	0	28
<b>Total</b>	<b>870</b>	<b>671</b>	<b>568</b>	<b>742</b>	<b>991</b>	<b>955</b>	<b>1028</b>	<b>936</b>	<b>933</b>	<b>891</b>	<b>760</b>	<b>820</b>	<b>10165</b>

## Transects by Month

Transect/Month	JAN	FEB	MAR	APR	MAY	JUN	JUL	AUG	SEP	OCT	NOV	DEC	Total
AX02	0	0	0	0	0	0	0	0	0	0	24	0	24
AX04	0	0	0	0	46	40	74	42	50	54	44	56	406
AX08	180	0	95	9	162	8	144	14	81	67	88	32	880
AX22	0	0	0	0	0	0	0	0	0	0	0	53	53
AX25	29	99	46	0	0	0	0	0	0	0	0	168	342
AX29	0	1	0	48	16	94	0	92	0	50	38	50	389
AX32	47	0	0	48	45	44	48	43	48	48	45	0	416
AX35	0	3	0	27	15	103	0	83	5	55	32	41	364
AX90	0	0	0	0	0	0	0	0	0	0	0	16	16
AX97	2	57	0	1	0	0	0	50	0	0	0	0	110
AX99	0	0	0	0	8	11	0	0	0	0	0	2	21
AXCOAST	6	0	0	0	0	28	1	4	12	0	0	0	51
EX21	0	0	0	90	166	77	137	99	300	29	100	0	998
IX01	60	65	70	65	62	65	60	73	61	57	67	64	769
IX21	0	0	0	39	0	3	0	26	0	27	0	53	148
IX22	16	19	14	17	37	17	21	10	16	11	11	3	192
IX28	173	151	0	0	0	0	0	0	0	0	0	159	483
LD07	52	0	44	29	87	70	69	88	56	52	43	49	639
PX02	0	29	4	3	46	27	11	24	24	35	27	9	239
PX06	0	0	18	0	0	0	15	0	0	0	0	0	33
PX11	70	41	33	29	58	60	43	15	29	42	47	15	482
PX13	52	28	0	0	1	83	0	0	0	0	0	0	164
PX30	0	0	27	0	0	14	15	0	0	0	0	11	67
PX32	17	0	0	0	0	0	0	6	17	0	0	16	56
PX37	18	14	0	16	0	0	19	7	0	27	30	0	131
PX40	0	0	0	124	64	0	0	0	0	175	0	0	363
MED	0	16	2	0	9	0	69	112	105	16	1	0	330
ATL	27	14	80	50	13	3	126	9	19	0	15	0	356
PAC	45	60	67	39	77	105	129	104	68	144	148	23	1009
IND	76	74	68	108	79	103	39	0	42	2	0	0	591
GMCS	0	0	0	0	0	0	8	35	0	0	0	0	43
N/A	0	0	0	0	0	0	0	0	0	0	0	0	0
<b>Total</b>	<b>870</b>	<b>671</b>	<b>568</b>	<b>742</b>	<b>991</b>	<b>955</b>	<b>1028</b>	<b>936</b>	<b>933</b>	<b>891</b>	<b>760</b>	<b>820</b>	<b>10165</b>

ATL Atlantic Ocean

GMCS Gulf of Mexico and Caribbean

IND Indian Ocean

MED Mediterranean

PAC Pacific Ocean

N/A Not Available