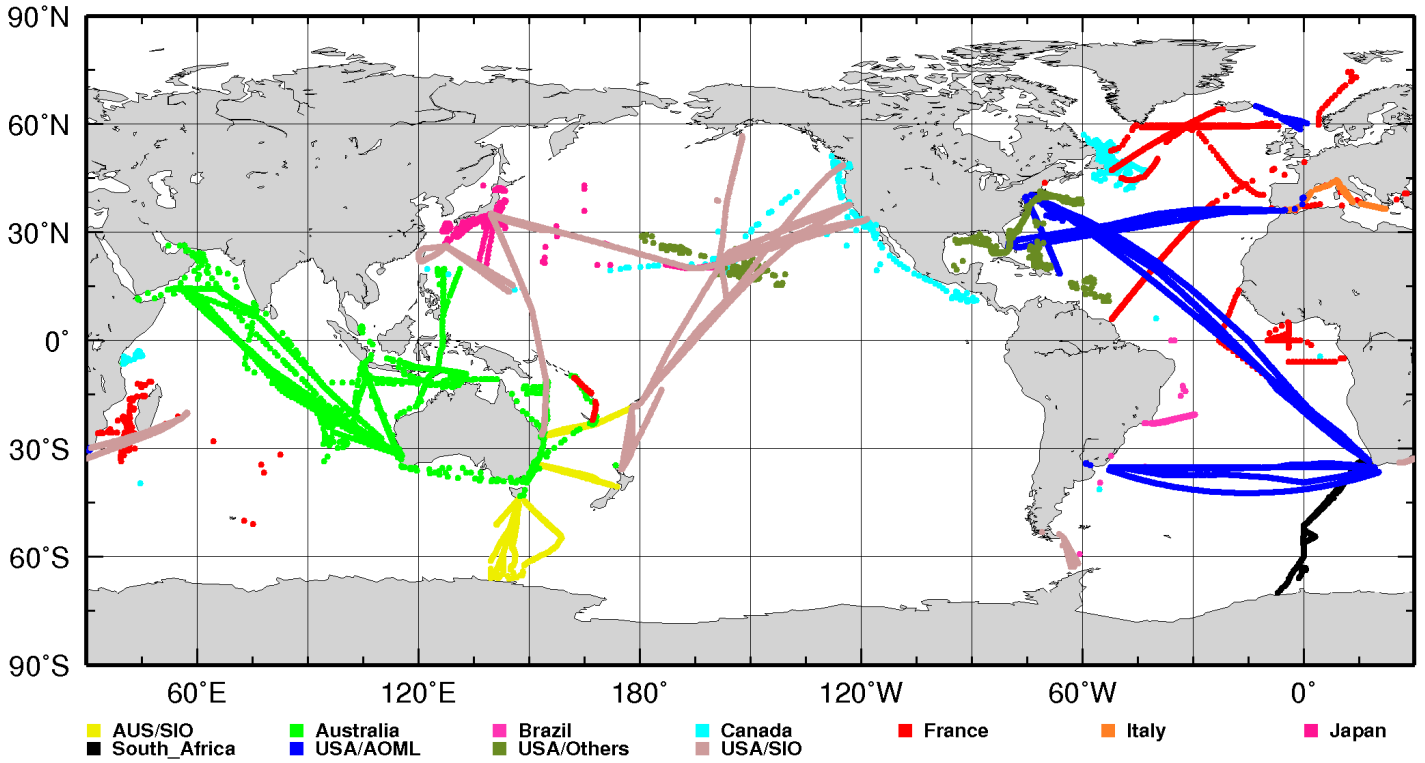


# SOOP Operations Report: XBT Program

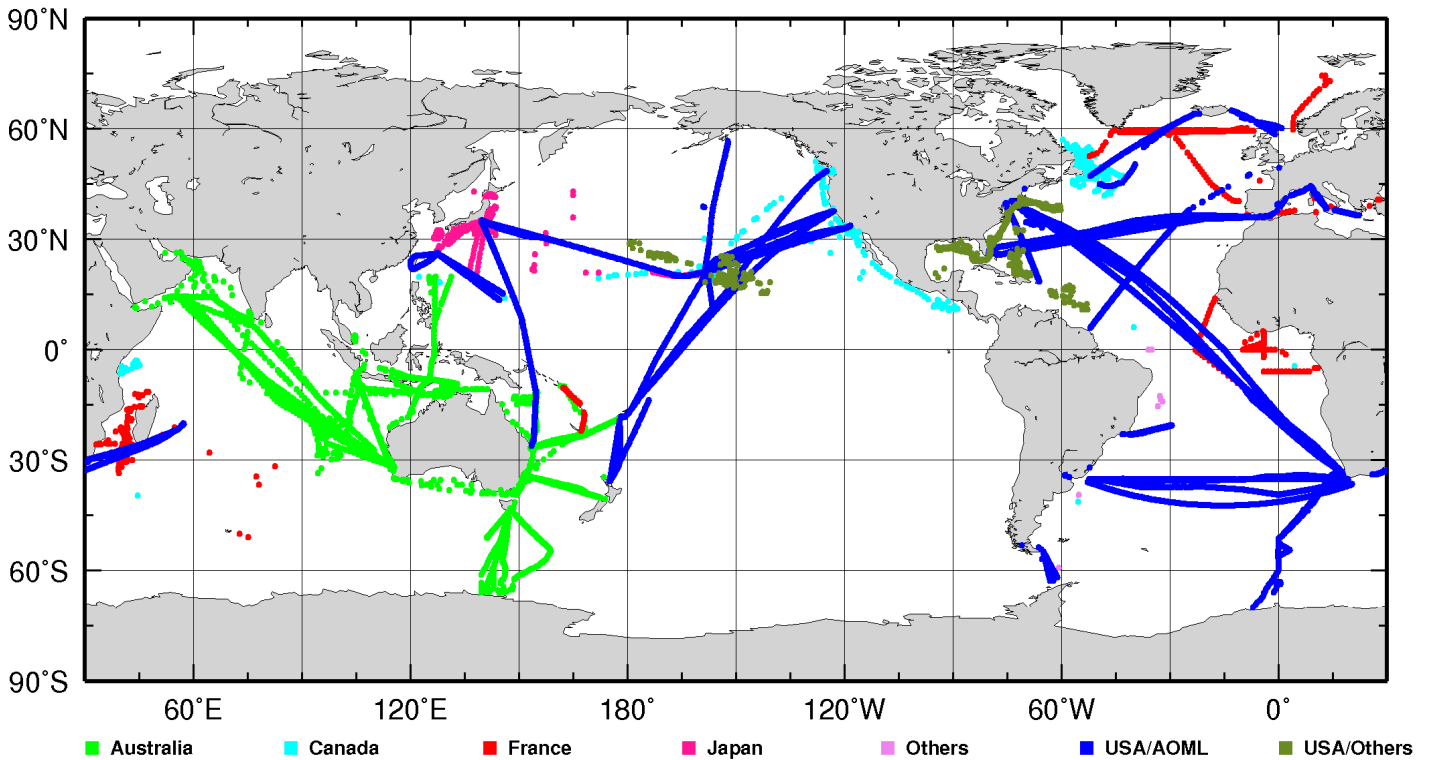
Year: 2014

Updated on Thu Feb 11 11:47:52 UTC 2016

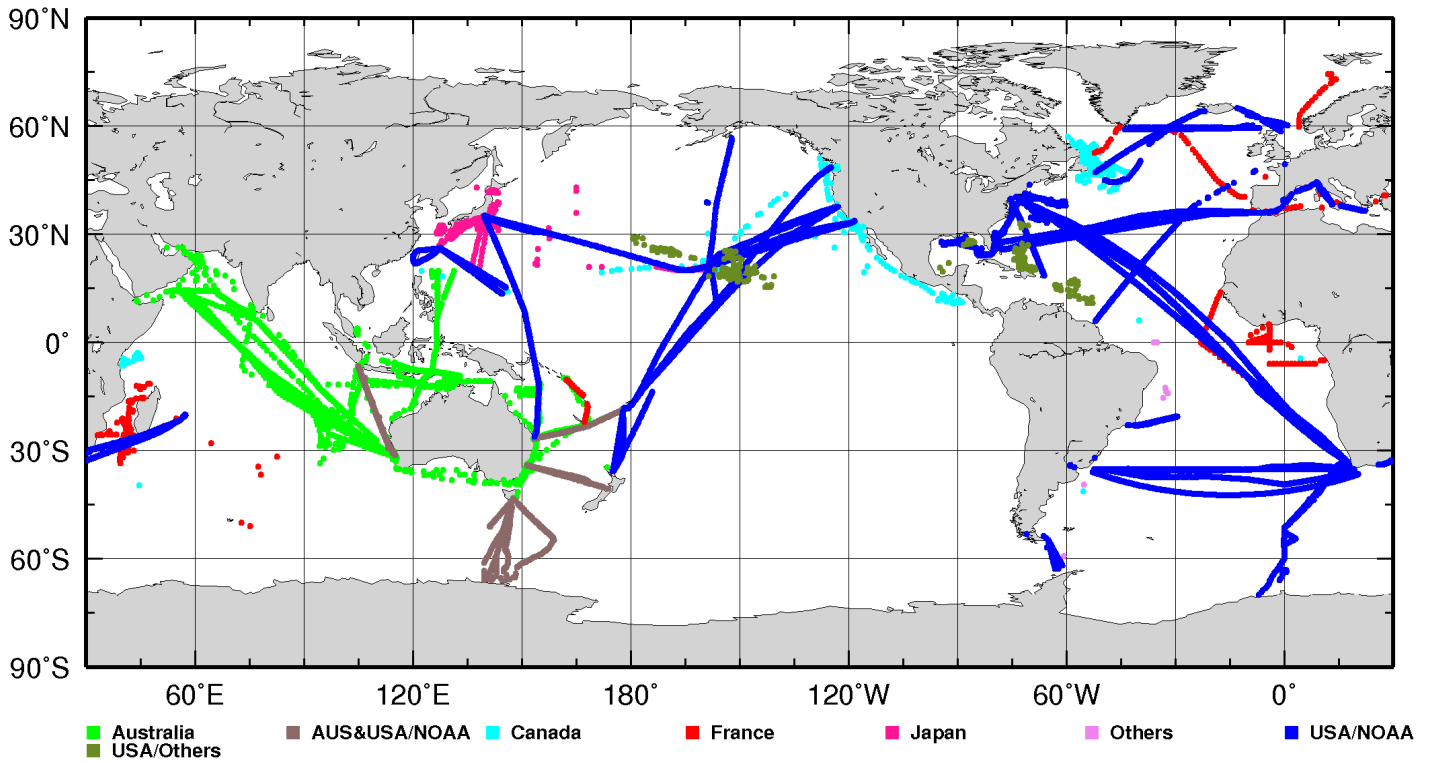
## XBT Deployments Y2014 (Total 20040)



## XBT Transmissions Y2014 (Total 20040)



## Probe Source Y2014 (Total 20040)



## Participation by Month - Country/Institution Deploying XBTs

Cntry/Month	JAN	FEB	MAR	APR	MAY	JUN	JUL	AUG	SEP	OCT	NOV	DEC	Total
AUS	157	286	266	300	376	410	380	345	371	246	399	291	3827
AUS/SIO	41	171	179	0	184	0	0	53	0	107	233	100	1068
BRA	50	0	0	48	55	0	0	63	0	65	52	0	333
CAN	29	37	77	47	26	32	120	9	7	108	64	12	568
FRA	2	3	20	291	73	88	235	0	35	253	199	4	1203
ITA	0	28	36	32	29	28	0	32	27	31	0	28	271
JPN	61	16	30	32	39	151	74	33	51	48	50	58	643
USA/AOML	260	81	722	171	509	265	783	144	1010	149	187	1023	5304
USA/SIO	189	79	742	236	909	358	405	336	796	401	749	596	5796
ZA	1	111	0	0	0	0	0	0	0	0	0	96	208
USA/Others	0	35	196	17	116	0	10	337	46	16	0	0	773
<b>Total</b>	<b>790</b>	<b>847</b>	<b>2278</b>	<b>1175</b>	<b>2350</b>	<b>1333</b>	<b>2007</b>	<b>1352</b>	<b>2343</b>	<b>1424</b>	<b>1933</b>	<b>2208</b>	<b>20040</b>

## Participation by Month - Country/Institution Transmitting XBTs

Cntry/Month	JAN	FEB	MAR	APR	MAY	JUN	JUL	AUG	SEP	OCT	NOV	DEC	Total
AUS	198	457	445	300	560	410	380	398	371	353	632	391	4895
CAN	29	37	77	47	26	32	120	9	7	108	64	12	568
FRA	2	3	14	74	73	88	0	0	34	95	117	4	504
JPN	61	16	30	32	39	151	74	33	51	48	50	58	643
USA/AOML	500	299	1506	704	1502	651	1423	569	1834	802	1068	1743	12601
USA/Others	0	35	196	17	116	0	10	337	46	16	0	0	773
Others	0	0	0	0	0	0	0	6	0	2	2	0	10
<b>Total</b>	<b>790</b>	<b>847</b>	<b>2278</b>	<b>1175</b>	<b>2350</b>	<b>1333</b>	<b>2007</b>	<b>1352</b>	<b>2343</b>	<b>1424</b>	<b>1933</b>	<b>2208</b>	<b>20040</b>

## Participation by Month - Country/Institution Providing XBTs

Cntry/Month	JAN	FEB	MAR	APR	MAY	JUN	JUL	AUG	SEP	OCT	NOV	DEC	Total
AUS	89	206	170	211	285	324	291	255	266	149	395	188	2829
AUS&USA/NOAA	109	251	275	89	275	86	89	143	105	204	237	203	2066
CAN	29	37	77	47	26	32	120	9	7	108	64	12	568
FRA	2	3	0	33	73	40	0	0	34	47	117	4	353
JPN	61	16	30	32	39	151	74	33	51	48	50	58	643
USA/NOAA	500	334	1716	762	1618	699	1423	724	1877	866	1068	1743	13330
USA/Others	0	0	0	0	0	0	10	182	3	0	0	0	195
Others	0	0	0	0	0	0	0	6	0	2	2	0	10
<b>Total</b>	<b>790</b>	<b>847</b>	<b>2278</b>	<b>1175</b>	<b>2350</b>	<b>1333</b>	<b>2007</b>	<b>1352</b>	<b>2343</b>	<b>1424</b>	<b>1933</b>	<b>2208</b>	<b>20040</b>

## Transects by Month

Transect/Month	JAN	FEB	MAR	APR	MAY	JUN	JUL	AUG	SEP	OCT	NOV	DEC	Total
AX01	0	0	14	41	0	48	0	0	0	48	0	0	151
AX02	0	0	0	66	0	0	73	0	1	59	0	0	199
AX07	0	0	298	0	0	0	261	0	272	0	0	302	1133
AX08	0	67	414	40	471	0	516	2	487	0	122	384	2503
AX10	0	0	0	107	0	0	0	109	75	0	0	83	374
AX18	239	0	0	0	0	240	0	0	150	101	1	238	969
AX20	0	0	0	151	0	0	162	0	0	99	82	0	494
AX22	0	0	67	68	0	69	0	0	70	71	68	46	459
AX25	1	111	0	0	0	0	0	0	0	0	0	96	208
AX32	0	0	0	0	0	0	0	0	26	1	40	0	67
AX90	11	12	10	23	38	11	6	33	0	47	24	16	231
AX97	49	0	0	48	55	0	0	57	0	55	50	0	314
IX01	68	80	96	89	91	86	89	90	105	97	100	103	1094
IX12	29	111	105	25	134	137	23	109	139	36	93	130	1071
IX21	0	0	126	0	0	0	0	85	0	88	78	6	383
IX22	17	0	9	0	14	0	0	11	0	0	0	0	51
IX28	41	0	179	0	0	0	0	0	0	107	83	100	510
MX01	0	0	0	0	29	0	0	23	0	21	0	0	73
MX02	0	0	36	0	0	0	0	0	0	0	0	0	36
MX04	0	28	0	32	0	28	0	9	27	10	0	28	162
PX02	0	0	0	0	0	41	33	31	21	37	40	41	244
PX05	0	0	0	0	258	0	0	0	251	0	251	7	767
PX06	0	0	62	0	62	0	61	0	62	42	22	0	311
PX09	0	0	0	0	162	0	0	0	156	0	156	81	555
PX11	13	0	19	0	36	0	17	4	0	8	0	0	97
PX30	0	105	0	0	119	0	0	0	0	0	96	0	320
PX31	0	0	197	8	0	0	0	0	0	0	0	0	205
PX34	0	66	0	0	65	0	0	53	0	0	54	0	238
PX37	189	0	156	46	100	89	95	101	83	200	0	196	1255
PX38	0	0	0	112	0	0	109	0	0	0	0	0	221
PX39	0	0	0	0	0	0	0	0	0	0	106	0	106
PX40	0	68	130	0	181	200	0	150	38	0	9	178	954
PX44	0	0	0	0	146	0	140	0	136	0	59	82	563
MED	0	0	0	0	1	0	0	0	0	6	18	0	25
ATL	11	46	30	71	209	61	73	243	67	39	29	12	891
PAC	93	53	99	67	99	213	177	165	97	194	228	58	1543
IND	29	100	57	164	75	110	172	62	77	58	124	21	1049
GMCS	0	0	174	17	5	0	0	15	3	0	0	0	214
N/A	0	0	0	0	0	0	0	0	0	0	0	0	0
<b>Total</b>	<b>790</b>	<b>847</b>	<b>2278</b>	<b>1175</b>	<b>2350</b>	<b>1333</b>	<b>2007</b>	<b>1352</b>	<b>2343</b>	<b>1424</b>	<b>1933</b>	<b>2208</b>	<b>20040</b>

ATL Atlantic Ocean

GMCS Gulf of Mexico and Caribbean

IND Indian Ocean

MED Mediterranean

PAC Pacific Ocean

N/A Not Available