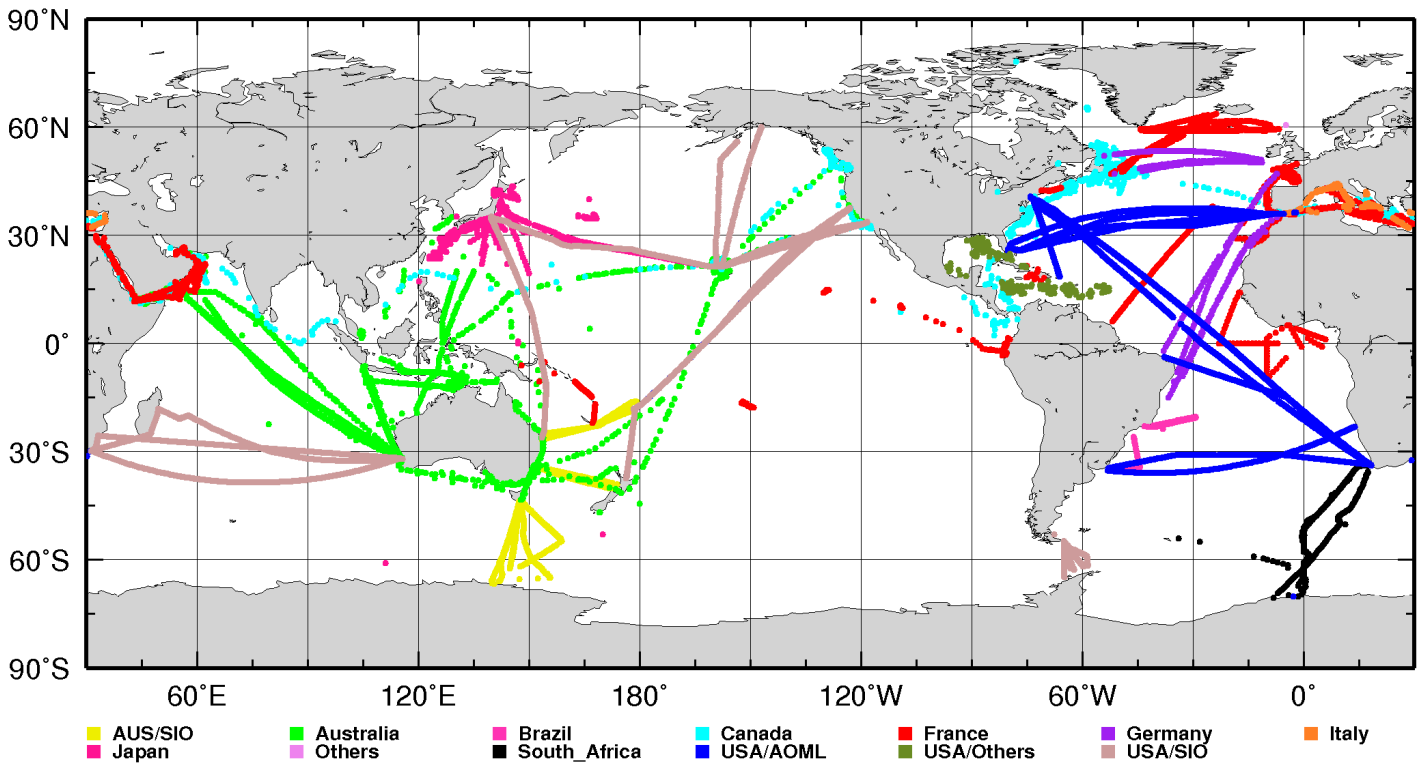


SOOP Operations Report: XBT Program

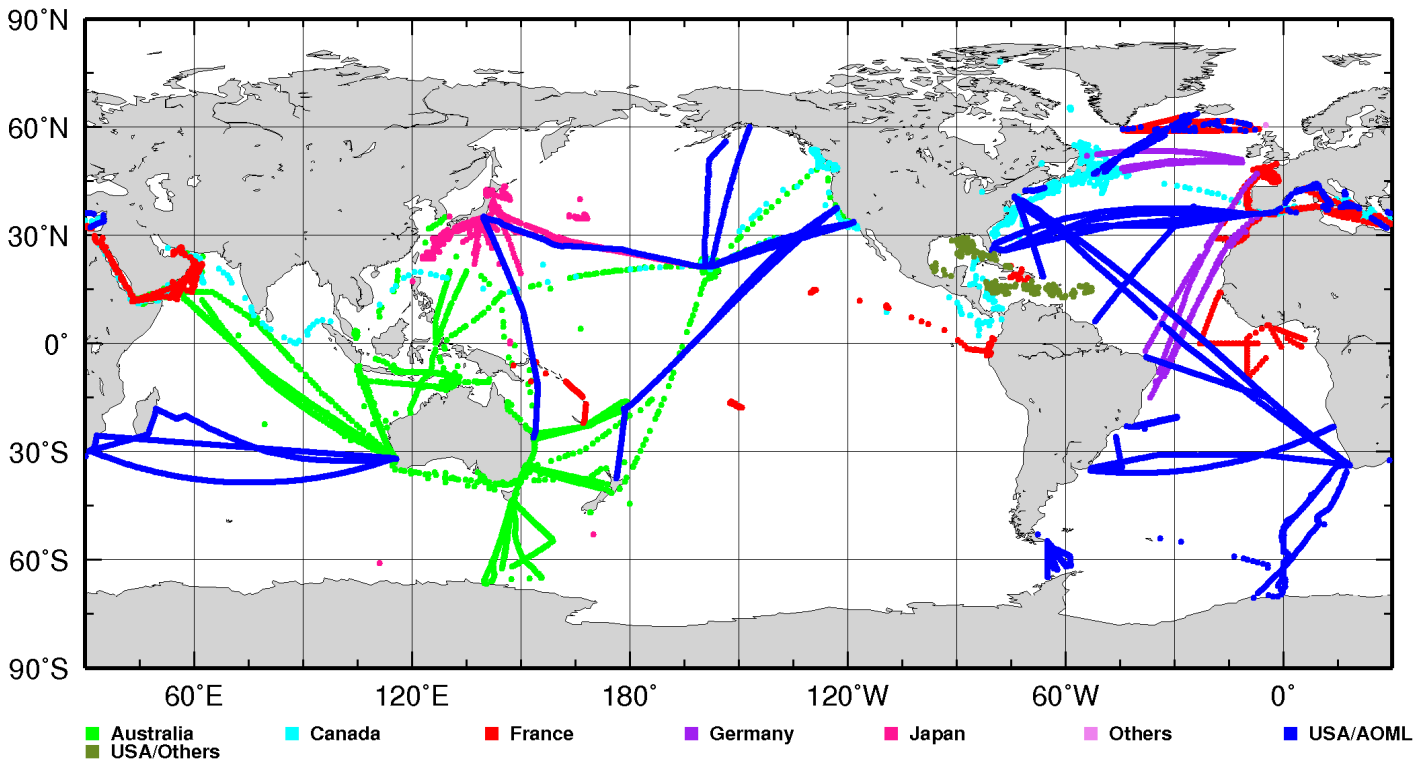
Year: 2012

Updated on Fri Oct 31 15:44:29 UTC 2014

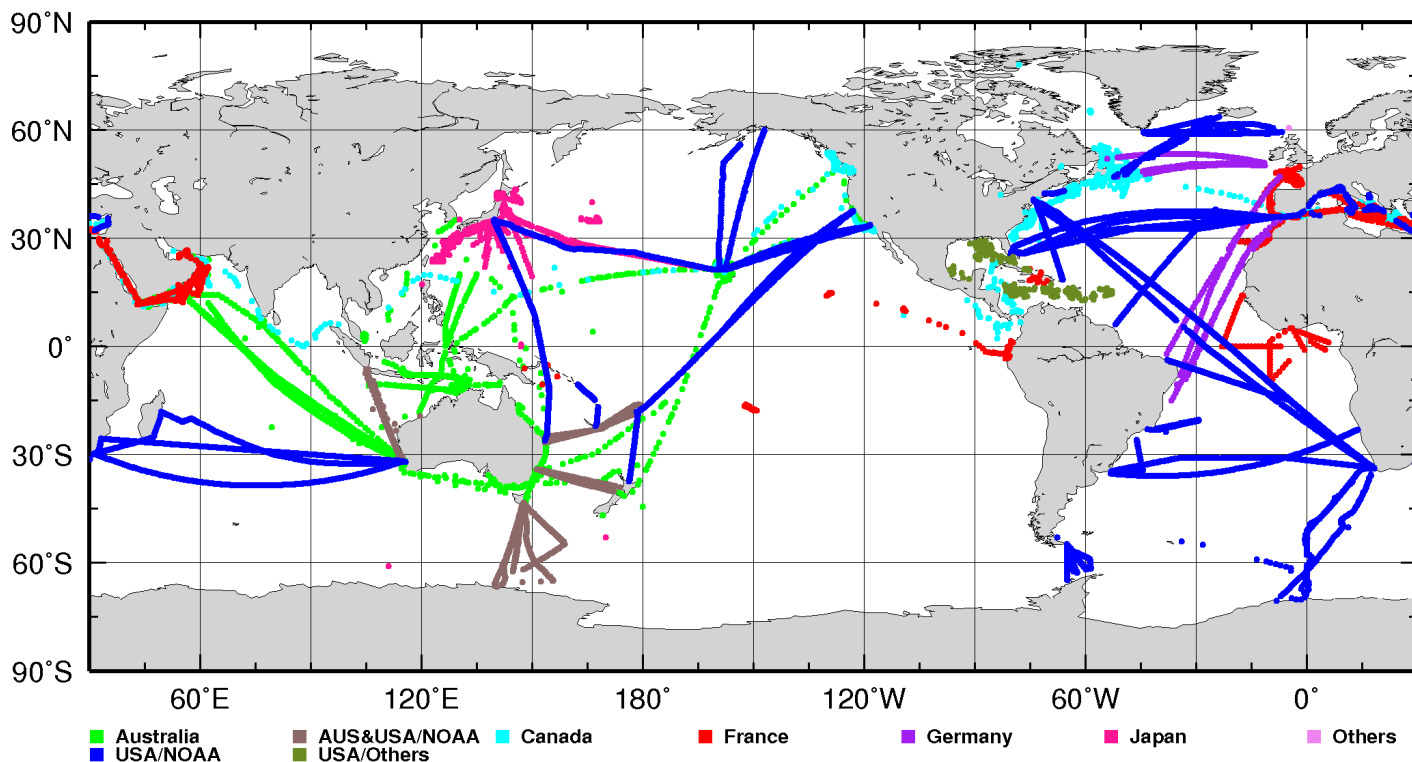
XBT Deployments Y2012 (Total 18581)



XBT Transmissions Y2012 (Total 18581)



Probe Source Y2012 (Total 18581)



Review of XBT Transect Implementation

The table below provides information on the institutions participating in one or more aspects of the implementation of the XBT transects as agreed at SOT-VI. The mode of deployment (FR-frequently repeated or HD-high density) as well as the target (recommended as 18 times/year for FR and 4 times/year for HD) are also indicated for **2011-2012**. OceanObs09 recommended transects are shaded in green, while non-recommended transects are shaded in yellow.

Transect	Agency	Mode (Target)	Status	Year
AX01	5, 1, 23	HD (4)	Active	1997
AX02	1, 23, 3	HD (4)	Active	
AX03	10, 25	FR (2) / HD (5)	Active	1989
AX04	1	FR (1)	Targeted	
AX07	1	HD (5)	Active	1995
AX08	1, 6	HD (4)	Active	2000
AX10	1	HD (5)	Active	1997
AX11	10	FR (8)	Active	1990
AX15	5	FR (5)	Inactive	1997-2010
AX18	1, 11, 6	HD (4)	Active	2002
AX20	5, 1, 23	HD (4)	Active	
AX22	2, 1, 11	HD (7)	Active	1996
AX25	1, 6	HD (2)	Active	2004
AX29		FR	Inactive	
AX32	1, 3	HD (8)	Active	1981
AX34		FR	Inactive	
AX97	1, 13	HD (4)	Active	2004

Transect	Agency	Mode (Target)	Status	Year
IX01	9, 1	FR (37)	Active	1987
IX02	2, 1	HD (2)	Targeted	
IX06		FR	Inactive	
IX07		FR	Inactive	
IX08		FR	Inactive	
IX09	9	FR	Active	
IX10		HD	Inactive	
IX12	9, 2, 1	FR (14)	Active	1986
IX14	12	FR	Inactive	1990
IX15	2, 4, 6, 1	HD (3)	Active	1994
IX21	2, 4, 6, 1	HD (3)	Active	1994
IX22	9	FR (7)	Active	1986
IX28	4, 2, 1	HD (5)	Active	1993
IX29	4	HD (1)	Active	
IX31	2, 4	FR	Targeted	2006

Transect	Agency	Mode (Target)	Status	Year
MX01	21, 1	HD	Active	1999
MX02	21, 1	HD	Active	1999
MX04	21, 1	HD	Active	1999
MX05	21, 22		Suspended	1999-2010
MX07	21, 24		Suspended	1999-2010

Transect	Agency	Mode (Target)	Status	Year
PX02	9	FR (12)	Active	1983
PX04		FR	Inactive	
PX05	2, 7, 1	HD (4)	Active	2009
PX06	2, 7, 1	HD (4)	Active	1986
PX08		FR	Inactive	
PX09	2, 1	FR (2) / HD (1)	Suspended	1987
PX10	2, 1	HD (4)	Active	1991
PX11	9	FR (8)	Active	1986
PX13	2, 7, 1	FR (8)	Suspended	1986
PX17		FR	Inactive	
PX18		FR	Inactive	
PX21		FR	Inactive	
PX26	2, 1	FR	Inactive	
PX30	4, 2, 7, 1	HD (4)	Active	1991
PX31	2, 7, 1	HD (4)	Active	1986
PX33	4	HD (1)	Active	
PX34	4, 2	HD (1)	Active	1991
PX36	4, 18	HD	Targeted	
PX37	2, 1	HD (5)	Active	1991
PX38	2, 1	HD (1)	Active	1993
PX39	25	FR (1)	Targeted	
PX40	8, 1	HD (4)	Active	1998
PX44	2, 1	HD (4)	Active	1991
PX50		HD	Inactive	
PX81		HD	Inactive	
PX83	4	FR	Inactive	

1 USA-NOAA/AOML	2 USA-SIO	3 USA-NMFS	4 AUS-CSIRO	5 FRA-IRD/BREST
6 ZAF-UCT	7 FRA-IRD/NOUMEA	8 JPN-TOHOKU-U	9 AUS-BOM	10 GER-BSH
11 ARG-SHN	12 IND-NIO	13 BRA-FURG	15 IND	16 JPN-JMA
17 JPN-JAMSTEC	18 NZL-MSNZ	19 JPN	21 IT-ENEA	22 IT-INOCS
23 FRA-UP	24 CY.U.Cyprus	25 CAN-DFO		

Participation by Month - Country/Institution Deploying XBTs

Cntry/Month	JAN	FEB	MAR	APR	MAY	JUN	JUL	AUG	SEP	OCT	NOV	DEC	Total
AUS	215	218	327	323	375	365	341	335	409	216	170	229	3523
AUS/SIO	69	142	194	0	156	0	0	0	160	94	125	101	1041
BRA	0	42	1	46	0	45	58	46	0	41	0	88	367
CAN	46	111	165	141	115	106	124	85	42	113	176	75	1299
FRA	55	125	363	148	143	127	66	66	214	53	154	156	1670
GER	96	0	44	61	26	64	57	0	53	43	0	91	535
ITA	0	42	29	19	55	49	30	10	29	40	0	0	303
JPN	25	78	116	40	135	158	59	84	24	64	36	38	857
USA/AOML	51	418	744	11	323	327	368	417	310	706	150	452	4277
USA/SIO	21	488	321	257	548	271	356	449	255	249	413	472	4100
ZA	19	97	22	0	0	0	102	0	0	0	0	147	387
USA/Others	0	0	0	0	0	0	16	205	0	0	0	0	221
Others	0	0	0	0	1	0	0	0	0	0	0	0	1
Total	597	1761	2326	1046	1877	1512	1577	1697	1496	1619	1224	1849	18581

Participation by Month - Country/Institution Transmitting XBTs

Cntry/Month	JAN	FEB	MAR	APR	MAY	JUN	JUL	AUG	SEP	OCT	NOV	DEC	Total
AUS	284	360	521	323	531	365	341	335	569	310	295	330	4564
CAN	46	111	165	141	115	106	124	85	42	113	176	75	1299
FRA	47	115	296	148	133	103	61	66	134	43	23	64	1233
GER	96	0	44	61	26	64	57	0	53	43	0	91	535
JPN	25	78	116	40	135	158	59	84	24	64	36	38	857
USA/AOML	99	1097	1184	333	936	716	919	922	674	1046	694	1251	9871
USA/Others	0	0	0	0	0	0	16	205	0	0	0	0	221
Others	0	0	0	0	1	0	0	0	0	0	0	0	1
Total	597	1761	2326	1046	1877	1512	1577	1697	1496	1619	1224	1849	18581

Participation by Month - Country/Institution Providing XBTs

Cntry/Month	JAN	FEB	MAR	APR	MAY	JUN	JUL	AUG	SEP	OCT	NOV	DEC	Total
AUS	129	146	264	239	310	269	241	236	323	99	127	215	2598
AUS&USA/NOAA	155	214	257	84	221	96	100	99	246	211	168	115	1966
CAN	46	111	165	141	115	106	124	85	42	113	176	75	1299
FRA	47	115	242	148	89	80	40	66	92	43	23	9	994
GER	96	0	44	61	26	64	57	0	53	43	0	91	535
JPN	25	78	116	40	135	158	59	84	24	64	36	38	857
USA/NOAA	99	1097	1238	333	980	739	940	922	716	1046	694	1306	10110
USA/Others	0	0	0	0	0	0	16	205	0	0	0	0	221
Others	0	0	0	0	1	0	0	0	0	0	0	0	1
Total	597	1761	2326	1046	1877	1512	1577	1697	1496	1619	1224	1849	18581

Transects by Month

Transect/Month	JAN	FEB	MAR	APR	MAY	JUN	JUL	AUG	SEP	OCT	NOV	DEC	Total
AX01	0	0	54	0	0	33	26	0	54	0	0	78	245
AX02	0	0	67	0	10	14	0	0	68	10	1	39	209
AX03	47	0	0	42	0	64	0	0	53	0	0	52	258
AX07	0	14	190	0	188	44	232	0	100	110	0	218	1096
AX08	0	122	382	0	0	245	0	377	100	330	138	101	1795
AX10	0	0	90	0	95	0	98	0	67	31	0	108	489
AX11	49	0	44	19	26	0	57	0	0	43	0	39	277
AX18	0	227	0	0	0	0	0	0	0	197	12	0	436
AX20	0	0	0	0	0	0	0	0	0	0	130	28	158
AX22	21	0	63	0	63	0	0	0	65	0	0	83	295
AX25	19	97	22	0	0	0	102	0	0	0	0	147	387
AX32	25	50	82	9	38	38	38	38	42	36	0	12	408
AX97	0	42	1	46	0	45	58	46	0	41	0	88	367
IX01	88	72	63	84	65	96	100	99	86	117	43	14	927
IX02	0	0	0	0	0	0	258	0	0	102	113	0	473
IX12	0	0	69	5	71	145	14	100	151	30	85	169	839
IX15	0	0	0	162	0	0	0	0	0	0	0	0	162
IX21	0	0	0	95	0	0	0	0	0	0	0	0	95
IX28	66	90	92	0	0	0	0	0	0	94	62	101	505
MX01	4	77	8	0	0	28	4	0	0	0	0	0	121
MX02	0	0	0	0	11	25	0	0	0	40	0	0	76
MX04	0	0	21	0	23	0	22	0	27	0	0	0	93
PX02	36	35	31	17	14	31	29	15	32	31	37	32	340
PX05	0	0	257	18	182	72	0	254	0	147	106	0	1036
PX06	0	77	0	0	80	0	0	77	0	0	0	77	311
PX11&IX22	0	0	0	36	0	0	50	0	33	0	0	0	119
PX30	0	0	102	0	98	0	0	0	102	0	0	0	302
PX31	26	214	0	0	120	90	0	14	190	0	0	210	864
PX34	3	52	0	0	58	0	0	0	58	0	63	0	234
PX37	0	100	0	0	103	0	98	104	0	0	0	102	507
PX38	0	97	0	0	0	109	0	0	0	0	0	0	206
PX40	0	54	68	0	0	121	0	0	0	0	194	0	437
MED	29	45	137	30	21	24	8	13	2	0	0	0	309
ATL	47	78	108	144	60	38	77	90	92	131	178	88	1131
PAC	84	102	56	143	393	141	232	245	107	94	52	50	1699
IND	53	116	294	174	158	109	58	57	66	23	5	7	1120
GMCS	0	0	25	22	0	0	16	168	1	12	4	6	254
N/A	0	0	0	0	0	0	0	0	0	0	1	0	1
Total	597	1761	2326	1046	1877	1512	1577	1697	1496	1619	1224	1849	18581

ATL Atlantic Ocean
MED Mediterranean

GMCS Gulf of Mexico and Caribbean
PAC Pacific Ocean

IND Indian Ocean
N/A Not Available