




19890915HI-DROPS






E.6 Omega Dropwindsonde Scientist (On-Board)

The on-board lead project scientist (LPS) on each aircraft is responsible for determining the distribution patterns for ODW releases. Predetermined desired data collection patterns are illustrated on the flight patterns. However, these patterns often are required to be altered because of clearance problems, etc. Operational procedures are contained in the operator's manual. The following list contains more general supplementary procedures to be followed. (Check off and initial.)






E.6.1 Preflight

-  1. Determine the status of equipment and report results to the on-board LPS.
-  2. Confirm the mission and pattern selection from the LPS and assure that the proper number and distribution (frequency) of ODW's are on board the aircraft.
-  3. Complete the appropriate preflight calibrations and check lists.

E.6.2 In-Flight

-  1. Operate the system as specified in the operator's manual.
-  2. Obtain drop release approval (for each drop) from the OAO flight director or navigator for each specific time and location of drop.
-  3. Report to the LPS as soon as it is determined that the ODW is (or is not) transmitting a good signal.
-  4. Report completion of each drop and readiness for the next drop.
-  5. Complete Form E-6.

E.6.3 Postflight

-  1. Complete the summary form for ODW's.
-  2. Brief the on-board LPS on equipment status and turn in reports and completed forms to the LPS.
-  3. Hand-carry all ODW data tapes and printouts and inform the OAO flight director that you are arranging delivery as follows:
 - a. Outside of Miami - to the HRD operations center (FGOC).
 - b. In Miami - to AOML/HRD (temporarily), either directly or via MGOC, for conversion to 9-track magnetic tapes.
-  4. Debrief at the appropriate operations center (FGOC or MGOC).
-  5. Determine the status of future missions and notify the appropriate operations center (FGOC or MGOC) as to where you can be contacted.

Flight _____

ODW Scientists _____

Storm _____

Operator _____

[illegible]

Flight 890915H

ODW Scientists WILLUGHBY

Storm HUGO

Operator SHIRKICEV/GOLDSTEIN

[illegible]