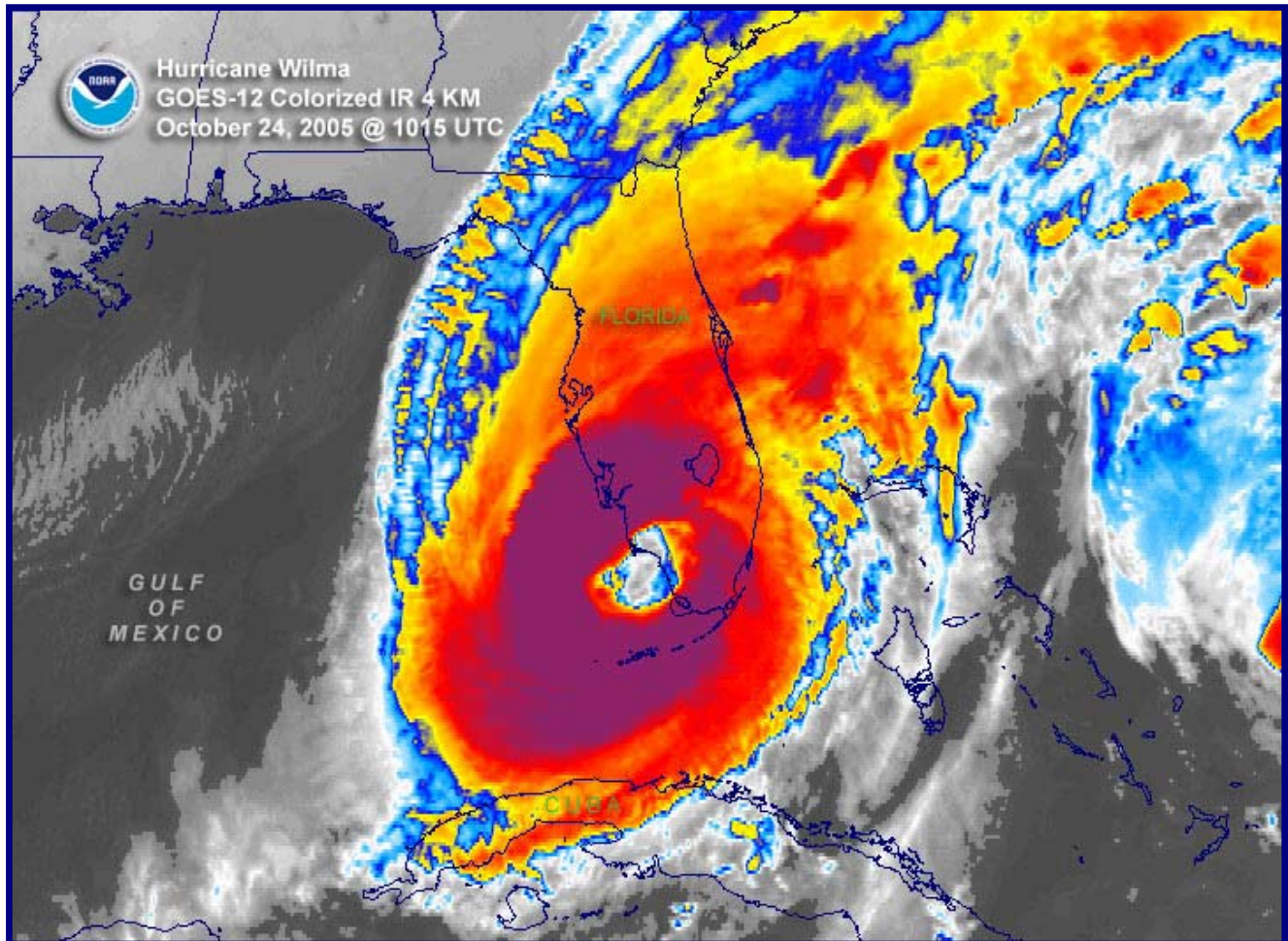


Report of Activities as of November 1, ~~2006~~2007



Florida Commission on
Hurricane Loss
Projection Methodology

**FLORIDA COMMISSION ON HURRICANE
LOSS PROJECTION METHODOLOGY**

Post Office Box 13300
32317-3300
1801 Hermitage Boulevard, Suite 100
Tallahassee, Florida 32308
(850) 413-1349

Steve Burgess Consumer Advocate, Florida Department of Financial Services	Robert Rieker, Chair Executive Director, Citizens Property Insurance Corporation	Sneh Gulati, Ph.D. Statistics Expert, Florida International University
Randy Dumm, Ph.D. Insurance Finance Expert, Florida State University	Larry Johnson, FCAS, Vice Chair Actuary, Florida Hurricane Catastrophe Fund Advisory Council	Steve Ludwig, FCAS Actuary, Property and Casualty Industry
Howard Eagelfeld, FCAS Actuary, Florida Office of Insurance Regulation	Jainendra Navlakha, Ph.D. Computer Systems Design Expert, Florida International University	
Craig Fugate Director, Florida Division of Emergency Management		Jack Nicholson, Ph.D. Senior FHCF Officer, Florida Hurricane Catastrophe Fund
		Hugh Willoughby, Ph.D. Meteorology Expert, Florida International University
Kristen Bessette, FCAS, MAAA Actuary, Property and Casualty Industry	Randy Dumm, Ph.D., Chair Insurance Finance Expert, Florida State University	Robert Milligan Insurance Consumer Advocate Florida Department of Financial Services
Howard Eagelfeld, FCAS Actuary, Florida Office of Insurance Regulation	Larry Johnson, Vice Chair Actuary, Florida Hurricane Catastrophe Fund Advisory Council	Jainendra Navlakha, Ph.D. Computer Systems Design Expert, Florida International University
Craig Fugate Director, Florida Division of Emergency Management		Jack Nicholson, Ph.D. Senior FHCF Officer, Florida Hurricane Catastrophe Fund
Sneh Gulati, Ph.D. Statistics Expert Florida International University		Scott Wallace Executive Director, Citizens Property Insurance Corporation
		Hugh Willoughby, Ph.D. Meteorology Expert, Florida International University

November, ~~2006~~2007

The Honorable ~~Jeb Bush~~Charlie Crist, Chairman
Governor
Plaza Level ~~0502~~, The Capitol
Tallahassee, Florida 32399

The Honorable ~~Charlie Crist~~Bill McCollum, Secretary
Attorney General
Plaza Level 01, The Capitol
Tallahassee, Florida 32399

The Honorable ~~Tom Gallagher~~Alex Sink, Treasurer
Chief Financial Officer
Plaza Level 11, The Capitol
Tallahassee, Florida 32399

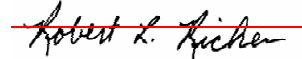
Dear Trustees:

As Chair of the Florida Commission on Hurricane Loss Projection Methodology, I am pleased to present to you the *"Report of Activities"* as of November 1, ~~2006~~2007. This report documents the ~~eleventh~~twelfth year of the Commission's work.

Section 627.0628, F.S. created the Commission as a panel of experts to be administratively housed in the State Board of Administration but requires the Commission to independently exercise its power and duties. The Commission is required to "...adopt revisions to previously adopted actuarial methods, principles, standards, models, or output ranges at least annually." Such revisions were made in compliance with the statute.

If you have any questions or comments regarding the work of the Commission, please call me at (850) ~~513-3741~~[644-7880](tel:644-7880).

Sincerely,

~~~~

~~Robert L. Rieker~~[Randy E. Dumm, Ph.D.](#)

Chair

Florida Commission on Hurricane Loss Projection Methodology
P. O. Box 13300
Tallahassee, Florida 32317-3300
Staff: 850-413-1349
Fax: 850-413-1344

Commission Members:

~~Robert Rieker~~ Randy Dumm, Ph.D., Chair
~~Executive Director, Citizens Property Insurance Corporation~~
Insurance Finance Expert, Florida State University

Larry Johnson, FCAS, Vice Chair
Actuary, Florida Hurricane Catastrophe Fund Advisory Council

Steve Burgess Consumer Advocate, Florida Department of Financial Services	Sneh Gulati, Ph.D. Statistics Expert, Florida International University
<u>Kristen Bessette, FCAS, MAAA</u> <u>Actuary,</u> <u>Property and Casualty Industry</u>	<u>Robert Milligan</u> <u>Consumer Advocate,</u> <u>Florida Department of Financial Services</u>

Randy Dumm, Ph.D. Insurance Finance Expert, Florida State University	Steve Ludwig, FCAS Actuary, Property and Casualty Industry
---	---

Howard Egelfeld, FCAS
Actuary,
Florida Office of Insurance Regulation

Jainendra Navlakha, Ph.D.
Computer System Design Expert,
Florida International University

Craig Fugate
Director,
Florida Division of Emergency Management

Jack Nicholson, Ph.D., CLU, CPCU
Senior FHCF Officer,
Florida Hurricane Catastrophe Fund

Sneh Gulati, Ph.D.
Statistics Expert,
Florida International University

Scott Wallace
Executive Director,
Citizens Property Insurance Corporation

Hugh Willoughby, Ph.D.
Meteorology Expert,
Florida International University

Professional Team Members:

Mark Brannon, FCAS, MAAA, CPCU, Actuary
Jenni Evans, Ph.D., Meteorologist

Staff Members:

Tracy Allen
Anne Bert

| Paul Fishwick, Ph.D., Computer Scientist
Ronald Iman, Ph.D., Statistician
Mark Johnson, Ph.D., Statistician, Team Leader
Richard Nance, Ph.D., Computer Scientist
Tom Schroeder, Ph.D., Meteorologist
Martin Simons, ACAS, Actuary
Fred Stolaski, P.E., Structural Engineer
Masoud Zadeh, Ph.D., P.E., Structural Engineer

~~Jay Bollock~~ [Kyle Johnson](#)
Donna Sirmons
Ramona Worley

TABLE OF CONTENTS

		PAGE
I.	Introduction	79
II.	Principles	1215
III.	Commission Structure	1518
IV.	Findings of the Commission	3134
	1. Concerning Model Accuracy and Reliability	3235
	2. Concerning Trade Secrets	3437
V.	Process for Determining the Acceptability of a Computer Simulation Model	3538
	1. Trade Secret List	4247
	2. Model Submission Checklist	4550
VI.	On-Site Review	4651
VII.	2006-2007 Standards, Disclosures, and Forms	5358
	1. Model Identification	5459
	2. Submission Data	5560
	3. Comparison of 2006-2007 Standards to 2005-2006 Standards	6066
	4. General Standards	6167
	G-1 Scope of the Computer Model and Its Implementation	6167
	G-2 Qualifications of Modeler Personnel and Consultants	6269
	G-3 Risk Location	6572
	G-4 Independence of Model Components	6673
	G-5 Editorial Compliance	74
	Form G-1 General Standards Expert Certification	6775
	Form G-2 Meteorological Standards Expert Certification	6876
	Form G-3 Vulnerability Standards Expert Certification	6977
	Form G-4 Actuarial Standards Expert Certification	7078
	Form G-5 Statistical Standards Expert Certification	7179
	Form G-6 Computer Standards Expert Certification	7280
	Form G-7 Editorial Certification	81
	5. Meteorological Standards	7382
	M-1 Base Hurricane Storm Set	7382
	M-2 Hurricane Parameters and Characteristics	7585
	M-3 Landfall Intensity Hurricane Probabilities	7789
	M-4 Hurricane Probabilities Windfield Structure	7891
	M-5 Landfall Friction and Over-Land Weakening Methodologies	8093
	M-6 Logical Relationships of Hurricane Characteristics	8295
	Form M-1 Annual Occurrence Rates	8396
	Form M-2 Maps of Maximum Winds	8599
	Form M-3 Radius of Maximum Winds and Radii of Standard Wind Thresholds	86100
	Official Hurricane Set	87

TABLE OF CONTENTS

		PAGE
6.	Vulnerability Standards	90 <u>104</u>
	V-1 Derivation of Vulnerability Functions	90 <u>104</u>
	V-2 Mitigation Measures	93 <u>107</u>
	Form V-1 One Hypothetical Event	95 <u>109</u>
	Form V-2 Mitigation Measures – Range of Changes in Damage	97 <u>112</u>
	Form V-3 Mitigation Measures – Mean Damage Ratio (Trade Secret List)	99 <u>114</u>
7.	Actuarial Standards	101 <u>116</u>
	A-1 Modeled Loss Costs	101 <u>116</u>
	A-2 Underwriting Assumptions	102 <u>117</u>
	A-3 Loss Cost Projections	104 <u>119</u>
	A-4 Demand Surge	105 <u>120</u>
	A-5 User Inputs	106 <u>121</u>
	A-6 Logical Relationship to Risk	107 <u>122</u>
	A-7 Deductibles and Policy Limits	109 <u>124</u>
	A-8 Contents	110 <u>126</u>
	A-9 Additional Living Expense (ALE)	111 <u>127</u>
	A-10 Output Ranges	113 <u>129</u>
	Form A-1 Loss Costs	115 <u>131</u>
	Form A-2 Zero Deductible Loss Costs by ZIP Code	117 <u>134</u>
	Form A-3 Base Hurricane Storm Set Average Annual Zero Deductible Statewide Loss Costs	118 <u>135</u>
	Form A-4 Hurricane Andrew Percent of Losses	120 <u>137</u>
	Form A-5 Distribution of Hurricanes by Size of Loss	121 <u>138</u>
	Form A-6A Output Ranges (using 2002 FHCF aggregate exposure data)	123 <u>141</u>
	Form A-6B Output Ranges (using 2007 FHCF aggregate exposure data)	142
	Form A-7 Percentage Change in Output Ranges (using 2002 FHCF aggregate exposure data)	128 <u>147</u>
	Form A-8 Percentage Change in Output Ranges by County (using 2002 FHCF aggregate exposure data)	130 <u>149</u>
8.	Statistical Standards	131 <u>150</u>
	S-1 Modeled Results and Goodness-of-Fit	131 <u>150</u>
	S-2 Sensitivity Analysis for Model Output	133 <u>152</u>
	S-3 Uncertainty Analysis for Model Output	135 <u>154</u>
	S-4 County Level Aggregation	137 <u>156</u>
	S-5 Replication of Known Hurricane Losses	138 <u>157</u>
	S-6 Comparison of Projected Hurricane Loss Costs	140 <u>159</u>
	Form S-1 Probability of Florida Landfalling Hurricanes per Year	141 <u>160</u>
	Form S-2 An Example of a Probable Maximum Loss (PML) Based on a Limited Hypothetical Data Set	142 <u>161</u>
	Form S-3 Five Validation Comparisons	143 <u>162</u>
	Form S-4 Average Annual Zero Deductible Statewide Loss Costs – Historical versus Modeled	144 <u>163</u>
	Form S-5 Hypothetical Events for Sensitivity and Uncertainty Analysis (requirement for models submitted by modeling organizations which have not previously provided the Commission with this analysis)	145 <u>165</u>

TABLE OF CONTENTS

	PAGE
9. Computer Standards	153 <u>173</u>
C-1 Documentation	153 <u>173</u>
C-2 Requirements	154 <u>175</u>
C-3 Model Architecture and Component Design	156 <u>177</u>
C-4 Implementation	157 <u>178</u>
C-5 Verification	159 <u>180</u>
C-6 Model Maintenance and Revision	161 <u>182</u>
C-7 Security	162 <u>183</u>
10. Working Definitions of Terms Used in the <i>Report of Activities</i>	163 <u>184</u>
11. References	177 <u>199</u>
VIII. Inquiries or Investigations	179 <u>201</u>
IX. Appendices	183 <u>205</u>
1. Florida Statutes, 2006 <u>2007</u>	184 <u>206</u>
2. Meeting Schedule and Topics of Discussion	187 <u>209</u>
3. Transcript Information	191 <u>213</u>
4. Commission Documentation	194 <u>216</u>
 Figures	
<i>Figure 1</i> Florida County Codes	58 <u>64</u>
<i>Figure 2</i> State of Florida Map by County	59 <u>65</u>
<i>Figure 3</i> State of Florida and Neighboring States Map by Region	84 <u>98</u>
<i>Figure 4</i> State of Florida Map by North/Central/South Regions	128 <u>147</u>
<i>Figure 5</i> State of Florida Map by Coastal/Inland Counties	128 <u>147</u>
<i>Figure 6</i> Grid for Calculating Hourly Wind Velocities	146 <u>166</u>
<i>Figure 7</i> Summary of Form S-5 Input and Output Files	147 <u>167</u>
<i>Figure 8</i> Summary of Contour Plots	149 <u>169</u>
<i>Figure 9</i> Average Wind Speed <u>speed</u> Contours for Category 1 Hurricane at 2hr	149 <u>169</u>
<i>Figure 10</i> Contours of Standardized Regression Coefficients for VT for Category 1 Hurricane at 4hr	150 <u>170</u>
<i>Figure 11</i> Contours of Expected Percentage Reduction for Rmax for Category 1 Hurricane at 3hr	151 <u>171</u>
<i>Figure 12</i> Average Percentage Loss Cost Contours for Category 5 Hurricane	151 <u>171</u>
<i>Figure 13</i> Standardized Regression Coefficients for Loss Cost by Hurricane Category for Each Input Variable	152 <u>172</u>
<i>Figure 14</i> Expected Percentage Reduction for Loss Cost by Hurricane Category for Each Input Variable	152 <u>172</u>

I. INTRODUCTION

INTRODUCTION

Legislative Findings and Intent

The Florida Commission on Hurricane Loss Projection Methodology (Commission) was established during the 1995 Legislative Session. CS/HB 2619, passed on May 8, 1995, and signed by the Governor on June 14, 1995, created s. 627.0628, Florida Statutes (F.S.). The Legislature specifically determined, in s. 627.0628(1), F.S., that “reliable projections of hurricane losses are necessary to assure that rates for residential insurance are neither excessive nor inadequate,” and that in recent years computer modeling has made it possible to improve on the accuracy of hurricane loss projections. The Legislature found that “it is the public policy of this state to encourage the use of the most sophisticated actuarial methods to assure that consumers are charged lawful rates for residential property insurance coverage,” s. 627.0628(1)(a), F.S. The Legislature clearly supports and encourages the use of computer modeling as part of the ratemaking process.

The Role of the Commission

Although the statutory section creating the Commission is in the Florida Insurance Code, the Commission is an independent body and is administratively housed in the State Board of Administration of Florida (SBA). The role of the Commission is limited to adopting findings relating to the accuracy or reliability of particular methods, principles, standards, models, or output ranges used to project hurricane losses.

Section 627.0628(3)(b), F.S., states that “to the extent feasible,” the SBA must “employ actuarial methods, principals, standards, models, or output ranges found by the Commission to be accurate or reliable” in formulating reimbursement premiums for the Florida Hurricane Catastrophe Fund (FHCF). Individual insurers are not required to use the Commission’s findings, but may choose to do so in order to support or justify a rate filing. Section 627.0628(3)(c), F.S., provides that “an insurer may employ actuarial methods, principles, standards, models, or output ranges found by the Commission to be accurate or reliable to determine hurricane loss factors for use in a rate filing” with the Office of Insurance Regulation (OIR), Department of Financial Services. If the insurer chooses to utilize the Commission’s findings, such findings are deemed

“...admissible and relevant in consideration of a rate filing by the OIR or in any arbitration or administrative or judicial review only if the office and the consumer advocate appointed pursuant to s. 627.0613 have access to all of the assumptions and factors that were used in developing the actuarial methods, principles, standards, models, or output ranges, and are not precluded from disclosing such information in a rate proceeding. In any rate hearing under s. 120.57 or in any arbitration proceeding under s. 627.062(6), the hearing officer, judge, or arbitration panel may determine whether the office and the consumer advocate were provided with access to all of the assumptions and factors that were used in developing the actuarial methods, principles, standards, models, or output ranges and to determine their admissibility.”

Committee Substitute for Senate Bill 1486 was passed by the Florida Legislature during the 2005 regular Legislative Session and signed into law by the Governor. This legislation added the

language to the statute that qualifies the Commission's findings related to the admissibility and relevance of a rate filing predicated on the OIR and the Insurance Consumer Advocate having access to various assumptions and factors.

The Commission's rejection of a particular method or model has no binding effect on insurers or the OIR. The OIR may still accept a method or model if an insurer decides to use it in a rate filing. It is important to note that the OIR reviews and approves rates based on the standards and requirements of s. 627.062, F.S. -- not on particular methodologies. The methodology appropriate for one insurer in leading to sound rates may be inappropriate for another insurer. The OIR has complete authority to review and determine the resolution of a rate filing. The Commission's charge is limited to adopting findings regarding methods or models it reviews. The Commission's findings are not binding on either the SBA as regards to the FHCF or on the OIR. Insurers are not required to use the Commission's findings, but may choose to do so in order to support or justify a rate filing.

House Bill 1939 was passed during the 2005 regular Legislative Session and was signed into law by the Governor. This legislation impacted the Commission by creating language related to the definition of and the protection of trade secrets used in designing and constructing a hurricane loss model. In s. 627.0628(3), F.S., the Legislature found that it is a public necessity to protect trade secrets used in designing and constructing hurricane loss models and, therefore, allowed an exemption from the public records law requirements and the public meetings law requirements. The goal of this legislation was to enable the Commission to have access to all aspects of hurricane loss models and to encourage private companies to submit such models for review without concern that trade secrets will be disclosed. Trade secrets, as defined in s. 812.081, F.S., used in the design and construction of a hurricane loss model are exempt pursuant to s. 627.0628(3), F.S., from the requirements of the public records law s. 119.07(1), F.S. including s. 24(a), Article I of the State Constitution and the public meetings law s. 286.011, F.S. including s. 24(b), Article I of the State Constitution.

Section 812.081, F.S. defines trade secrets as follows:

Trade secrets; theft, embezzlement; unlawful copying; definitions; penalty.--

(1) As used in this section:

(c) "Trade secret" means the whole or any portion or phase of any formula, pattern, device, combination of devices, or compilation of information which is for use, or is used, in the operation of a business and which provides the business an advantage, or an opportunity to obtain an advantage, over those who do not know or use it. "Trade secret" includes any scientific, technical, or commercial information, including any design, process, procedure, list of suppliers, list of customers, business code, or improvement thereof. Irrespective of novelty, invention, patentability, the state of the prior art, and the level of skill in the business, art, or field to which the subject matter pertains, a trade secret is considered to be:

1. Secret;
2. Of value;
3. For use or in use by the business; and
4. Of advantage to the business, or providing an opportunity to obtain an advantage, over those who do not know or use it

when the owner thereof takes measures to prevent it from becoming available to persons other than those selected by the owner to have access thereto for limited purposes.

The Work of the Commission

The Commission, a panel of experts, was created to evaluate computer models and other recently developed or improved actuarial methodologies for projecting hurricane losses so as “to resolve conflicts among actuarial professionals” and “to provide both immediate and continuing improvement in the sophistication of actuarial methods used to set rates...,” s. 627.0628(1)(b), F.S. Section 627.0628(3)(a), F.S., defines the role of the Commission:

The commission shall consider any actuarial methods, principles, standards, models, or output ranges that have the potential for improving the accuracy of or reliability of the hurricane loss projections used in residential property insurance rate filings. The commission shall, from time to time, adopt findings as to the accuracy or reliability of particular methods, principles, standards, models, or output ranges.

The statutory language is clear in that those methods or models that have the potential for improving the accuracy or reliability of hurricane loss projections are the ones to be considered by the Commission. “Improving” suggests that the methods or models should be an improvement over the then existing current methods or models used in the residential rate filing process prior to the Commission’s enactment.

Section 627.0628(3)(d), F.S., originally established two deadlines for the Commission to take action. No later than December 31, 1995, the Commission was required to “adopt initial actuarial methods, principles, standards, models, or output ranges...”. No later than July 1, 1996, the Commission was required to “adopt revised actuarial methods, principles, standards, models, or output ranges which include specification of acceptable computer models or output ranges derived from computer models.” The Commission met both those deadlines. To achieve the requirements of the Florida Statutes, in 1995 the Commission developed the following three-step evaluation process:

- 1. Identification of methods or models** – models were identified in the following ways: (1) by referral after having been rejected by the Department of Insurance (now OIR); (2) by being submitted directly to the Commission; or (3) by the Commission’s soliciting them directly from the sponsor or owner.
- 2. Analysis of the method or model** – the Commission adopted Standards and five modules to assist in its analysis. The modules were as follows:

- Module 1 – Description of the Model
- Module 2 – Background and Professional Credentials of the Modeling Organization
- Module 3 – Tests of the Model
- Module 4 – Professional Team On-Site Review
- Module 5 – Modeler Presentation

- 3. Adoption of findings** – the Commission may (1) accept a method or model, model specifications, or output ranges derived from computer models; or (2) accept the method or model, model specifications, or output ranges subject to modification; or (3) reject the method or model, model specifications, or output ranges.

In an effort to streamline the model submission and eliminate redundancies, the Commission conducted a complete and thorough reorganization of the *Report of Activities* in 2003. Part of the reorganization included renaming and incorporating the questions and forms in Modules 1–3 to sub-sections of the Standards called Disclosures and Forms. Module 4 was moved to a separate section called On-Site Review, and Module 5 was moved to the Acceptability Process. The Standards were realigned to facilitate the Commission voting process.

At least annually, the Commission adopts revisions to actuarial methods, principals, standards, models, and/or output ranges, pursuant to s. 627.0628(3)(d), F.S. The Commission adopted Standards for the specifications of a computer model in June 1996. Those Standards were subsequently revised in May 1997, May 1998, August 1999, September 2000, October 2001, September 2002, August 2003, October 2004, September 2005, ~~and again in~~ August 2006, and again in September 2007.

The Mission Statement

At the September 21, 1995 Commission meeting, the following mission statement was adopted:

The mission of the Florida Commission on Hurricane Loss Projection Methodology is to assess the efficacy of various methodologies which have the potential for improving the accuracy of projecting insured Florida losses resulting from hurricanes and to adopt findings regarding the accuracy or reliability of these methodologies for use in residential rate filings.

The mission statement closely tracks the statute and restates the critical aspects of the Commission’s work. Minor revisions to the mission statement were adopted on November 30, 1995, and can be found in the Principles section of this Report.

Overview

To date, the following models have been evaluated by the Commission against the Standards for the applicable years listed below and were found acceptable.

Modeling Organization	Standards
AIR Worldwide Corporation	1996, 1997, 1998, 1999, 2000, 2001, 2002, 2003, 2004, 2005, <u>2006</u>
Applied Research Associates, Inc.	1999, 2000, 2001, 2002, 2003, 2004, 2005, <u>2006</u>
E.W. Blanch Co.	1998, 1999, 2000

EQECAT, Inc. 1997, 1998, 1999, 2000,
2001, 2002, 2003, 2004, 2005, [2006](#)

[Florida Public Hurricane Loss Model](#) 2006

Risk Management Solutions, Inc. 1997, 1998, 1999, 2000,
2001, 2002, 2003, 2004, 2005, [2006](#)

Tillinghast–Towers Perrin 1998

II. PRINCIPLES

PRINCIPLES

1. The mission of the Florida Commission on Hurricane Loss Projection Methodology is to assess the effectiveness of various methodologies which have the potential for improving the accuracy of projecting insured Florida losses resulting from hurricanes and to adopt findings regarding the accuracy or reliability of these methodologies for use in residential rate filings. *History-New 9/21/95, rev. 11/30/95*
2. The Commission shall consider the costs and benefits associated with its review process, including costs and benefits to the State and its citizens, to the insurance industry, and to the modelers. *History-New 8/18/06*
3. The general focus of the Commission shall be on those areas of modeling which produce the most variation in output results and have the most promise of improving the science of modeling. *History-New 8/18/06*
4. The Commission shall pursue and promote research opportunities from time to time when issues need resolution and such research would advance the science of modeling. *History-New 8/18/06*
5. All models or methods shall be theoretically sound. *History-New 9/21/95, rev. 8/18/06*
6. The Commission's review process shall be active and designed to test model output for reasonableness and to test model assumptions. *History-New 8/18/06*
7. Models or methods shall not be biased in a way that overstates or understates results. *History-New 9/21/95, rev. 8/18/06*
8. All sensitive components of models or methods shall be identified. *History-New 9/21/95, rev. 8/18/06*
9. The trade secret aspects of models or methods being reviewed by the Commission shall be protected. *History-New 11/30/95, rev. 5/20/96, rev. 9/14/05, rev. 8/18/06*
10. Commission members shall have sufficient information concerning model assumptions and factors used in model development, whether trade secret or not, to make a finding about a model's acceptability. *History-New 8/18/06*
11. The Commission's review process of models or methods shall not restrict competition in the catastrophe modeling industry or thwart innovation in that industry. *History-New 11/30/95, rev. 5/20/96, rev. 8/18/06*
12. The Commission shall consider how advances in science or technology shall be incorporated in its annual revision of standards, and, where and when appropriate, develop new standards or revise existing standards to reflect these advances. *History-New 8/18/06*

13. The Commission shall consider how statutory changes shall be incorporated in its annual revision of standards, and, where and when appropriate, develop new standards or revise existing standards to reflect these statutory changes. *History-New 8/18/06*
14. The Commission's annual review of models or methods for acceptability shall give priority to new standards and standards that have been modified. *History-New 8/18/06*
15. The output of models or methods shall be reasonable and the modeler shall demonstrate its reasonableness. *History-New 9/21/95, rev. 8/22/03, rev. 8/18/06*
16. All adoptions of findings and any other formal action taken by the Commission shall be made at a publicly-noticed meeting, by motion followed by a formal member by member roll call vote, all of which shall be transcribed by a court reporter, such transcription to be made a part of the official record of the proceedings of the Commission. A transcript shall not be recorded for the portion of a Commission meeting where trade secrets used in the design and construction of the hurricane loss model are discussed. No official action or decision shall be made in a closed meeting. *History-New 11/30/95, rev. 8/22/03, rev. 9/14/05, rev. 8/18/06*
17. All findings adopted by the Commission are subject to revision at the discretion of the Commission. *History-New 11/30/95*
18. No model or method shall be determined to be acceptable by the Commission until it has been evaluated by the Commission in accordance with the process and procedures which the Commission considers appropriate for that model or method. *History-New 11/30/95, rev. 5/20/96, rev. 8/18/06*
19. The Commission's determination of acceptability of a specific model or method does not constitute determination of acceptability of other versions or variations of that model or method; however, the Commission shall attempt to accommodate routine updating of acceptable models or methods. *History-New 11/30/95, rev. 5/20/96, rev. 8/18/06*
20. The Commission shall consider the educational needs of its members and from time to time implement educational programs that further Commission members' understanding of the science of modeling. *History-New 8/18/06*

III. COMMISSION STRUCTURE

COMMISSION STRUCTURE

Oversight

The Commission was created, pursuant to s. 627.0628, F.S., “to **independently** exercise the powers and duties specified” in that statute. The Commission is administratively housed within the State Board of Administration of Florida (SBA), and, as a cost of administration, the Florida Hurricane Catastrophe Fund (FHCF) provides travel reimbursement, expenses, and staff support. The SBA has no governing authority over the Commission; however, the SBA annually appoints one of the Commission members to serve as Chair, appoints one of the Commission members who is the actuary member of the FHCF Advisory Council, and has final approval authority over the Commission’s budget.

Membership and Required Expertise

Section 627.0628(2)(b), F.S., requires that the Commission consist of eleven members with the following qualifications and expertise:

1. The Insurance Consumer Advocate;
2. The Senior employee of the State Board of Administration responsible for operations of the Florida Hurricane Catastrophe Fund;
3. The Executive Director of the Citizens Property Insurance Corporation;
4. The Director of the Division of Emergency Management ~~of the Department of Community Affairs~~;
5. The actuary member of the Florida Hurricane Catastrophe Fund Advisory Council;
6. An employee of the Florida Department of Financial Services – Office of Insurance Regulation who is an actuary responsible for property insurance rate filings and who is appointed by the Director of the Office of Insurance Regulation;
7. Five members appointed by the Chief Financial Officer, as follows:
 - a. An actuary who is employed full time by a property and casualty insurer which was responsible for at least 1 percent of the aggregate statewide direct written premium for homeowner’s insurance in the calendar year preceding the member’s appointment to the Commission;
 - b. An expert in insurance finance who is a full time member of the faculty of the State University System and who has a background in actuarial science;
 - c. An expert in statistics who is a full time member of the faculty of the State University System and who has a background in insurance;
 - d. An expert in computer system design who is a full time member of the faculty of the State University System;
 - e. An expert in meteorology who is a full time member of the faculty of the State University System and who specializes in hurricanes.

Terms of Members

The Insurance Consumer Advocate, Senior FHCF Officer, Executive Director of Citizens Property Insurance Corporation, Director of the Division of Emergency Management, and the

actuary member of the FHCF Advisory Council shall serve as a Commission member for as long as the individual holds the position listed.

The member appointed by the Director of the Office of Insurance Regulation shall serve until the end of the term of office of the Director who appointed him or her, unless removed earlier by the Director for cause. The five members appointed by the Chief Financial Officer shall serve until the end of the Chief Financial Officer's term of office, unless the Chief Financial Officer releases them earlier for cause (s. 627.0628(2)(c), F.S.).

Officers

Officers: The Officers of the Commission shall be a Chair and a Vice Chair.

Selection: Annually, the SBA shall appoint one of the Commission members to serve as the Chair (s. 627.0628(2)(d), F.S.). After the Chair is appointed, the Commission shall, by majority roll call vote, select a Vice Chair.

Duties of the Chair and Vice Chair:

A. The **CHAIR** shall:

1. Preside at all meetings;
2. Conduct a roll call of members at each meeting;
3. Ensure all procedures established by the Commission are followed;
4. Designate one of the Commission members to act in the role of Chair at any meeting where the Chair and Vice Chair cannot attend;
5. Assign members to serve on Committees.

B. The **VICE CHAIR** shall:

In the absence or request of the Chair, preside at Commission meetings and have the duties, powers, and prerogatives of the Chair.

Member Duties and Responsibilities

The purpose of the Commission is to adopt findings relating to the accuracy or reliability of particular methods, principles, standards, models, or output ranges used to project hurricane losses. This work is extremely technical and requires specialized expertise. Therefore, the Legislature, in s. 627.0628, F.S., limited membership on the Commission to a careful balance of individuals meeting specific employment, education, and expertise requirements. Thus, each member's contribution cannot be underestimated and each member should make every effort to attend all meetings, in person or by telephone, and be prepared to actively participate. In particular, each member has the following responsibilities and duties:

1. Fully prepare for each Commission and Committee meeting;
2. Attend and participate at each meeting in person or by telephone;
3. Give notice to SBA staff, in advance if possible, when a member must leave a meeting early or cannot attend at all;
4. Abide by the requirements of Florida's Sunshine Law. A summary of the requirements of this law is outlined in this section;

5. ~~To ensure consistency with communications to modelers and Professional Team members~~ Since it is the SBA/FHCF's responsibility to fund all Commission activities, all communications related directly to Commission activities ~~by Commission members~~ shall be directed to SBA/FHCF staff who are responsible for administrative support of the Commission. Directly related to Commission activities, the following communications should not take place:
 - a. Commission members should not contact Professional Team members or Modelers directly, except in conjunction with communications during the on-site visit of a Commission member.
 - b. Modelers should not contact Commission members or Professional Team members directly.
 - c. Professional Team members should not contact Commission members or Modelers directly;
6. Give notice of "special" conflicts of interest where the member, the member's relative, business associate, or any principal by whom he or she is retained stands to reap a direct financial benefit or suffer a potential loss from the issue being voted on. Financial benefit which is speculative, uncertain, or subject to many contingencies is not a special benefit that would preclude a member from voting. See Attorney General's Opinion 96-63 (September 4, 1996) and Commission on Ethics Opinion 94-18 (April 21, 1994). If a special conflict of interest arises and the special conflict is apparent prior to the meeting, the member must give advance notice to SBA staff. If the special conflict becomes apparent during a meeting, the member should immediately inform the Chair or Vice Chair. The conflicted member shall recuse himself or herself from any activity of the Commission in the area of the special conflict;
7. Commission members are expected to meet the highest Standards of ethical behavior. It is understood, given the nature of the expertise held by Commission members, that general conflicts of interest are inherent. The conflicts of interest which are addressed in s. 112.3143, F.S., and the conflicts which would preclude a Commission member from voting on an issue are only those conflicts which are special.

New Member Orientation and Continuing Education of Existing Members

As part of the SBA's administrative support of the Commission, the SBA staff will be responsible for new member orientation. The SBA staff may also design programs for continuing education at the request of the Commission. The cost of such programs is subject to approval through the state budgetary process as outlined under ***Budget Consideration***.

On-Site Visits to the Modeler by Commission Members

The 2005 legislative changes to s. 627.0628, F.S., specified that the goal was to enable the Commission to have access to all aspects of hurricane loss models. Since both a public records exemption and a public meetings exemption are provided in the law, Commission members are able to review trade secrets in much more depth and able to inquire into the underlying nature of the models without exposing such trade secret information to modeler competitors. Although reliance on the expertise of the Professional Team will continue to be necessary in the Commission's review process, it is anticipated that Commission members may request to have greater access to the model by going to the modeler's location for an on-site visit.

The procedure for such visits will require that the Commission member obtain approval from the Commission at its meeting to review modeler submissions and obtain authorization from the SBA/FHCF for reimbursable travel (due to budget considerations). Travel arrangements ~~and scheduling of~~ the on-site visits will be ~~made solely~~coordinated through SBA staff and in accordance with the SBA's travel policy. Commission members are responsible for their own transportation arrangements to/from and during the on-site visits. The deadline for requesting on-site visits will be seven days prior to the meeting to review modeler submissions in order for the request to be placed on the meeting agenda. The Commission member's on-site visit shall take place at the same time as the Professional Team's on-site review; however, the Commission member's presence shall not disrupt the activities and/or work of the Professional Team. This procedure will limit the Commission member(s) participation to that of an observer during the Professional Team activities and their review process. The Commission member may ask questions of the modeler in meetings separate from those of the Professional Team. Given time and resource constraints, all reasonable attempts will be made to schedule meetings between the modeler and Commission members, and the modeler should make its best effort to be available to answer the Commission member's questions.

If any notes are taken by a Commission member, the notes identified by the modeler as trade secret will be placed in a sealed envelope marked "Confidential" with the date, time, and Commission member's signature across the seal. The notes will be kept by the modeler and returned to the Commission member during the closed meeting to discuss trade secrets. At the conclusion of the closed meeting, all notes will be shredded.

It should also be noted that the job of the Professional Team while on-site is to review the model rather than to educate Commission members. The education of Commission members by the Professional Team is better accomplished in other settings.

Commission members will refrain from discussing the model among themselves while on-site and will be mindful of the requirements of the public meetings laws of Florida. Since Professional Team members have signed contracts with the SBA that contain a confidentiality clause ~~agreements with~~accepted by each modeler and are prohibited from discussing such proprietary information, Commission members cannot be included in any activities, meetings, or deliberations by the Professional Team.

Trade Secret Documents for Review On-Site by Commission Members: The Professional Team reviews the Audit section of the *Report of Activities* while on-site, and a Commission member may have additional questions or prefer a more in-depth discussion about a particular audit item. In order for the modeler to have the necessary personnel and documents available, Commission member(s) shall identify the items from the Audit section of the *Report of Activities* that they are particularly interested in reviewing on-site. ~~Once the Commission has approved the on-site visit of the Commission member(s), e~~Each Commission member may create a prioritized list of items, to be provided to SBA staff at the Commission meeting to review modeler submissions. The list will be provided to the modeler with the Professional Team pre-visit letter, in preparation for the member's on-site visit.

All items included in the Audit section are of equal importance since all are required for verification of the Standards. Because the time required to review the different audit items will vary, Commission members should prioritize the items they request to review based upon their expertise and interest. Due to time constraints, it will be the responsibility of the member(s) to allocate their time accordingly while on-site.

Documents Containing Trade Secrets Used in the Design and Construction of Hurricane Loss Models

Material Containing Potential Model Trade Secrets to be Visually Displayed or Discussed during Closed Meetings (Trade Secret List): The Commission may develop an additional Trade Secret List of information, documents, and/or presentation materials that contain potential trade secrets used in the design or construction of the hurricane loss model that the Commission wants to see and/or to discuss during the closed portion of the Commission meeting to review models for acceptability. The Trade Secret List will be included in the *Report of Activities* in the Acceptability Process section. The Trade Secret List will be organized under major categories, i.e., general trade secrets, meteorological trade secrets, vulnerability trade secrets, actuarial trade secrets, statistical trade secrets, and computer trade secrets.

The Trade Secret material shown to the Commission will be under the control of the modeler. This information, by law, shall be confidential and exempt from the state's public records requirements.

Closed Meetings for the Purpose of Discussing Trade Secrets Used in the Design and Construction of Hurricane Loss Models

There is an exemption from public meetings requirements for those portions of a Commission meeting where trade secrets, used in the design and construction of hurricane loss models, are discussed. The closed portion of a Commission meeting where trade secrets are reviewed and discussed will be held prior to the public portion of the Commission meeting to review models for acceptability. Voting regarding the acceptability of a model shall only take place during the public portion of the meeting. During any closed meeting, Commission members shall confine their discussions to trade secrets related to that particular model under consideration. Discussions other than those involving trade secrets shall take place during the public portion of the meeting.

Attendees: The only authorized attendees of the closed portion of the Commission meeting to review models for acceptability shall include Commission members, Commission staff, Professional Team members, and personnel associated with the particular model under consideration.

Role of Professional Team: The discussion of trade secrets may involve verbal explanations, review of documents, and various types of demonstrations. Although the Professional Team will be present during the discussion of trade secrets, they should be viewed by the Commission members as a resource to confirm that the information being provided is consistent with the information provided on-site. Questions related to modeler trade secrets should be addressed directly to the modeler rather than to the Professional Team members.

Room Requirements: Before the closed portion of the Commission meeting to review models for acceptability begins, the room will be cleared of all unauthorized persons and all their belongings. No briefcases, cellular phones, laptops, or other electronic devices shall be accessible to the authorized attendees during the closed meeting other than equipment needed by the modeler and equipment required by the Commission to accommodate Commission members.

All telephone lines and all microphones will be checked to ensure that discussions cannot be heard, relayed, or recorded beyond the confines of the room. Personnel outside of the meeting room will be asked to move to a distance where discussions cannot be inadvertently overheard or visual presentations seen. No telephone calls shall be made or received from the meeting room during the discussions of trade secrets other than those needed to meet the needs of the modeler. Authorized attendees needing to make or receive telephone calls will be required to leave the meeting room to handle such communications. Any notes taken by authorized attendees, other than the modeler, will be collected and shredded ~~prior to~~ the conclusion of the closed meeting and prior to anyone leaving the meeting room. During the closed meeting, internet access may be available where modelers may choose to provide direct access to the model by electronic means to help answer questions of Commission members.

Teleconference: Due to security reasons, a teleconference call-in number will not be available to authorized attendees. If requested by the modeler, Commission staff will contact from the meeting room, additional modeler personnel, ~~from the meeting room~~, to allow their participation by phone.

Breaks: If a break is taken during a closed meeting, authorized attendees will not discuss any of the proceedings from the time the meeting doors are open until they are closed following the conclusion of the break. No notes or other recorded information may be taken out of the meeting room during a break. Other than authorized attendees, no one will be allowed to enter the meeting room during a break with the exception of building maintenance personnel, food or beverage service personnel, or electronic technicians needed to provide services for the meeting room.

Transcripts: No transcripts will be recorded for the closed portion of a Commission meeting.

Quorum Requirements: A quorum of Commission members will not be required to conduct the closed portion of the Commission meeting.

Additional Closed Meetings: Once the initial closed portion of the Commission's meeting has concluded, the public portion of the meeting will begin. Upon a motion and a second and a majority vote, the Commission may decide to go back into a closed meeting. If such a decision is made by the Commission, all meeting security requirements previously outlined will apply.

Commission Meetings

Quorum: A majority of the eleven Commission members, i.e. six members, is required to constitute a quorum. A quorum is the number of members necessary to transact the official business of the Commission. "Presence" shall be defined as either a physical presence or as participation by any other means that allows the Commission member to communicate simultaneously with those members who are present.

Voting Abstentions based on Conflict: For the purpose of determining whether there is a quorum, if a member abstains from voting based on a special conflict of interest (as defined under *Member Duties and Responsibilities*), that member would still be deemed present for purposes of the quorum requirement (Attorney General's Opinion 75-244; August 29, 1975).

Temporary Absence: “If a member in attendance at a meeting is called away and is unable to return to the meeting, the transcript should reflect the point at which...[the member] left and—if the remaining members constitute a quorum—the meeting should continue.” If, however, the member is only temporarily absent, and this member is needed to constitute a quorum, the “appropriate procedure would be to recess the meeting until the member can return or, at least, to postpone a vote on any matter before the body until...[the member’s] return” (Attorney General’s Opinion 74-289; September 20, 1974).

Meeting Notices: Written notice of a meeting of the Commission shall be provided to each member as soon as possible and, at a minimum, except in the event of an emergency meeting, at least 14 days prior to the date scheduled. Section 286.011, F.S., requires public meetings to be noticed, and the notice must contain a time certain, a date, and the location of the meeting. If available, an agenda should be provided. If no agenda is available, it is sufficient if the notice summarizes the subject matter to be covered in the public meeting.

Public Access: Any member of the public shall have access to all Commission meetings that do not involve the discussion of trade secrets used in designing and constructing hurricane loss models. That portion of a Commission meeting where a trade secret is addressed is confidential and exempt according to s. 627.0628(3)(e)2, F.S., and thus will not be open to the public.

Agendas: Agendas listing topics planned for discussion shall be furnished to each member prior to the meeting. However, the agenda is to be used merely as a guide and topics not listed may be raised and discussed and the members may choose not to address an issue or topic listed on the agenda.

Location: Meetings shall be in Tallahassee, Florida, unless special circumstances arise.

Recording: The SBA staff shall be responsible for ensuring that all public portions of Commission meetings are recorded. The transcribed record shall be maintained by SBA staff. There will be no transcript for any closed portion of a Commission meeting.

Voting Requirement: Except in the case of a special conflict of interest (as defined under *Member Duties and Responsibilities*), no Commission member who is present at any meeting at which an official decision or act is to be taken or adopted by the Commission may abstain from voting (s. 286.012, F.S.).

Designation of an Acting Chair: Depending on the circumstances, the Chair or Vice Chair may temporarily appoint any member to act as Chair in those situations where the physical presence of a Chair is desirable to facilitate conducting the meeting.

Purpose and Conduct of Meetings: The Commission holds five types of meetings: (1) Committee meetings designed to review and revise the Commission’s Standards, Disclosures, and Forms, the Acceptability Process, and other sections of the *Report of Activities*, (2) Commission meetings for the purpose of adopting revisions to the Standards, Disclosures, and Forms, the Acceptability Process, and other sections of the *Report of Activities*, (3) Commission meeting for the purpose of reviewing model submissions, (4) Commission meetings for reviewing model acceptability, and (5) planning workshops for the purpose of discussing, studying, and educating Commission members on scientific advances and new developments in the fields of meteorology, engineering, actuarial science, statistics, and computer science. The discussions from these workshops may be used in planning for future Standards, Disclosures,

and Forms. The meeting to review model acceptability may involve the discussion of modeler trade secrets. The Commission shall conduct the portion of the meeting, where trade secrets used in the design and construction of the hurricane loss model are discussed, as a closed meeting. Each type of meeting is discussed below.

Committee Meetings

Committee meetings are for the purpose of discussing issues, developing Standards, completing necessary groundwork, and reaching a consensus among those present so when the Commission meets later to formally adopt the Standards and *Report of Activities*, most of the issues can be easily resolved with less detail and finalizing work required. Committee meetings provide for an informal workshop environment where Commission members, Professional Team members, SBA staff, modelers, insurers, regulators, and the general public are encouraged to participate and provide input. A working draft of proposed revisions to the Standards, Disclosures, and Forms, the Acceptability Process, and other portions of the *Report of Activities* is created. A public notice is required, but it is not necessary that a quorum be present since all official business requiring a vote will be conducted at Commission meetings.

The role of the Chair of a Committee is to present the draft of proposed Standards and other relevant documents with the aide of the Professional Team and SBA staff. The role of the other Committee members is to thoroughly review the proposed draft and provide input and ideas at the Committee meetings. Committee members have the responsibility of preparing in advance and becoming familiar with all the relevant issues. Such members have the responsibility of reading documents, raising questions, forming opinions, and participating in discussions. The role of the other Commission members is to participate, at their option, in all or various Committee meetings. In this manner the difficult work will be spread among Commission members and specific expertise will be utilized when reviewing and revising Standards. It is beneficial for each Commission member to be fully prepared to participate as an active Committee member and provide quality input and discussion at the Committee stage.

Committee meetings are not Commission meetings. Due to quorum requirements, no formal voting shall take place at Committee meetings, but a consensus among Committee members and others participating is desirable. The Committee Chair is expected to report issues and bring work products to the Commission at properly scheduled and noticed Commission meetings. It is possible for a Committee to meet with one Commission member (the Chair of the Committee) and other interested parties (non-Commission members), but such Committee meetings shall be publicly noticed and approved by the Commission Chair. The Committee meeting idea works best when Commission members guide the Committee meetings and there is broad participation by the public, modelers, regulators, or other interested parties. Although Committee meetings can be held with a substantial number of Commission members present, care should be taken to include the public and all interested parties to gain maximum participation and input. Committee Chairs should regularly call upon and solicit input from any and all interested parties present.

The recommended way to conduct a Committee meeting is as follows:

1. Standard
 - a. Each Standard should be taken in order and read in its entirety or presented visually to the members.
 - b. The Committee Chair asks if the Standard is located in the appropriate grouping of Standards or if it should be moved to a more appropriate section.

- c. The Committee Chair asks if the Standard is still relevant, whether it should be eliminated, or if modifications should be made. If modifications are suggested, the Chair should ask for proposed wording, if anything needs to be added, or if anything needs to be deleted in the Standard.
 - d. Any proposed changes to the Standard are then read and explained.
 - e. The Committee Chair next asks if there are any objections to the proposed changes and if any further changes are needed.
 - f. The Committee Chair asks whether there are wording issues associated with the Standard, are there any ambiguities, or are there ways to further clarify the Standard by better drafting.
2. Purpose
- a. The Committee Chair reads or visually presents the Purpose of the Standard and asks if the Purpose is clear and if any changes are needed.
 - b. The Committee Chair asks if there are any objections or comments regarding the wording in the Purpose section.
 - c. The Committee Chair asks if there are any wording or drafting issues associated with the Purpose.
3. Disclosures
- a. The Committee Chair reads or visually presents each Disclosure and asks if the Disclosure is relevant and located with the appropriate Standard.
 - b. The Committee Chair asks whether any additions, deletions, or other proposed changes are needed to the Disclosures.
 - c. The Committee Chair asks if there are any objections to the proposed changes and if any further changes are needed.
 - d. The Committee Chair asks whether there are wording issues or additional instructions that need to be addressed to clarify the Disclosure requirements.
4. Audit
- a. The Committee Chair reads or visually presents the Audit requirements and asks if it is clear and will be sufficient to help verify if the modeler has met the Standard.
 - b. The Committee Chair asks whether any additions, deletions, or other proposed changes are needed to the Audit section.
 - c. The Committee Chair asks if there are any objections to the proposed changes and if any further changes are needed.
 - d. The Committee Chair asks whether there are wording issues or additional instructions that need to be addressed to clarify the Audit requirements.
5. Forms
- a. The Committee Chair asks whether the Forms are appropriate, relevant, and located in the appropriate grouping of Standards.
 - b. The Committee Chair asks if there are any proposed changes suggested for the Forms and if additional instructions are needed.
 - c. The Committee Chair asks if there are any objections to the proposed changes or if additional wording changes are needed for clarification.
6. Trade Secret List
- The Committee will identify a Trade Secret List of information, documents, and/or presentation materials that contain potential trade secrets used in the design or construction of the hurricane loss model that the Commission wants the modeler to visually display or discuss during the closed portion of the Commission meeting to review models for acceptability.

The meeting of the Acceptability Process Committee will proceed differently, but will follow a similar logical pattern as described above. The Acceptability Process Committee will start by reviewing the “Process for Determination of the Acceptability of a Computer Simulation Model.” All proposed changes will be discussed. Any modifications will be considered. Objections and comments will be solicited from those participating. Finally, any wording or formatting issues will be discussed.

Following the discussion of the “[Acceptability Process](#)”, the Acceptability Process Committee will take up other various sections of the *Report of Activities* by considering their appropriateness and relevancy, proposed/suggested changes or modifications, any objections, and wording or formatting issues.

As consensus is built and revisions are agreed to, the SBA staff in conjunction with the Professional Team will note the changes/modifications and produce the draft documents that will be distributed in advance of the Commission meetings that will be held for the purpose of adopting the Standards and finalizing the *Report of Activities* for the next year.

Commission Meetings to Adopt Standards

The Chair of the Commission will open the meeting and ask each Committee Chair, who presided over the revisions to the Standards, to comment as to the purpose of each Standard and any changes suggested by the Committee under each Standard. This will not only include the Standard, but the Purpose, the Disclosures, the Audit requirements, the Forms, and the Trade Secret List. The Committee Chair along with the Professional Team and SBA staff will discuss and comment on revisions to the Standards. The Commission members will ask questions and offer further suggestions if necessary and appropriate. The Chair may also ask for comments from others in attendance including modelers, regulators, insurers, or the general public.

Once the discussion is concluded, the Committee Chair should make a motion that the Commission adopt the Standard along with the suggested revisions including those associated with the Purpose section, the Disclosures, the Audit requirements, and the Forms. Another Committee member should second the motion. The Commission Chair will then ask if there is any further discussion. The Commission Chair will recognize Commission members for final comments or questions. Once the discussion is completed, the Commission Chair will ask for a roll call vote. Each Standard (including its accompanying Purpose section, Disclosures, Audit requirements, and Forms) will be voted on separately.

The “Process for Determining the Acceptability of a Computer Simulation Model” will be voted on separately. The Commission Chair will ask the Chair of the Acceptability Process to explain the changes to the Acceptability Process. Once this is completed and comments are made by the Professional Team and SBA staff, the Committee Chair will make a motion that the Commission adopt the Acceptability Process as amended. Another Acceptability Process Committee member should second the motion. The Commission Chair will ask if there is any further discussion. After recognizing Commission members for discussion, the Commission Chair will ask for a roll call vote.

The final items to be voted on by the Commission include the remaining sections of the *Report of Activities*. If any of these sections do not change, they can be combined and adopted with one roll call vote. The Acceptability Process Committee will be responsible for these

recommendations. The Committee Chair will discuss any changes/modifications and should make a motion to approve each section separately. Another Acceptability Process Committee member should second the motion. The Commission Chair will recognize Commission members for discussion and questions, and then will call for a roll call vote.

As a final consideration, the Commission Chair should consider whether it is appropriate to authorize the SBA staff to make any needed editorial changes consistent with the adopted *Report of Activities*. This would be done by roll call vote after a Commission member makes a motion that is seconded and after discussion.

Once all voting necessary to finalize the *Report of Activities* is completed, the Commission may take up other business or may adjourn.

Commission Meeting to Review Modeler Submissions

The purpose of the meeting to review the modeler submissions is to identify any “deficiencies” in the submissions, ~~and~~ to create a list of “issues” to be addressed by each modeler, and to determine the time frame needed to review trade secrets during the closed meeting for each modeler.

Modeler submissions must be received by the February 28 deadline, and the submissions will have been distributed to each Commission member and the Professional Team for their review. The SBA staff will work with the Professional Team to identify any issues or deficiencies. Prior to the meeting, the Commission Chair working with the SBA staff and the Professional Team may request that the modeler meet with the Commission (in person or by conference call) or provide additional information to clarify the submission.

Deficiency: A lack of required documentation is defined as a deficiency. A list of deficiencies will be created if the modeler’s submission is incomplete, unclear, or non-responsive. Failure to adequately provide a required written response or the necessary public documentation expected by the Commission in the submission will result in a deficiency. If necessary, the Commission will attempt to further clarify its expectations by providing additional comments or instructions with the deficiency so that the modeler is fully aware of what is expected and will have a reasonable opportunity to correct the deficiency. The Commission will determine the appropriate time frame for correcting deficiencies. The failure of a modeler to correct the deficiency within the time frame specified ~~may~~ will result in the termination of the review process. The Commission Chair will have the discretion to extend the time frame for a modeler correcting deficiencies if unusual circumstances are involved.

Issue: Issues are related to the operation and theoretical soundness of the model. Issues should not require a modeler to submit additional public documentation that is not required of all modelers. Issues should be addressed by the modeler with the Professional Team during the on-site review as well as with the Commission when the modeler presents the model to the Commission for acceptability. Should the nature of an issue be such that the Commission feels public documentation is needed, then the documentation should be added to the Disclosure requirements and required of all modelers. Otherwise, some modelers might be put in an awkward position and vulnerable to making more information about their model public than other modelers--thus resulting in a competitive disadvantage. [See Principle #11 – *The*

Commission's review process of models or methods shall not restrict competition in the catastrophe modeling industry or thwart innovation in that industry.]

In conducting the meeting to review the modeler submissions, the Commission Chair will take up one modeler submission at a time as indicated on the agenda for the meeting. The Commission Chair will take up each Standard grouping and consider all the responses provided under the Standard including the modeler's response to compliance with the Standard, the information provided in the Disclosures, any response provided to the Audit requirements, and the completeness of the Forms.

The first point of discussion will relate to submission deficiencies. The SBA staff working with the Professional Team will have provided a report to each of the Commission members regarding deficiencies that have been identified and that need to be corrected. Following a discussion of the deficiencies, the Commission will next discuss the issues identified under each grouping of Standards. The SBA staff working with the Professional Team will have provided the Commission members with a list of issues prior to the meeting. The Commission will review those issues associated with each grouping of Standards and add, delete, or modify the list as appropriate.

Upon review of each grouping of Standards, the Commission Chair will ask if there is a motion and a second to continue the review process subject to the correction of the deficiencies and to approve the list of issues to be addressed in the review process. The motion should include a specific time frame for correcting any deficiencies in the submission. The modeler will be expected to resubmit or amend the original submission as specified by the Commission [in the Acceptability Process of the Report of Activities](#). The Commission Chair will call for further discussion. After the discussion, the Commission Chair will ask for a roll call vote. The next grouping of Standards will then be addressed. At any point, the Commission can determine that the modeler has not been responsive to the submission requirements and vote to terminate the review process.

[After review of each grouping of Standards, the Commission will determine the amount of time \(one to two hours\) that will be allocated for each closed meeting to discuss trade secrets based upon the model submission received.](#)

Commission Meetings to Review Models for Acceptability

The first portion of the Commission's meeting to review a model for acceptability will be closed to the public and will involve the discussion of trade secrets used in the design and construction of the hurricane loss model identified in the Trade Secret List.

At the public meeting to determine the acceptability of a model, once a quorum is present, either in person or by telecommunications, all votes will be by a roll call vote based on the majority vote of those present. No Commissioner, who is present at any Commission meeting at which an official decision or act is to be taken or adopted by the Commission, may abstain from voting except when a special conflict of interest exists (s. 286.012, F.S., s. 112.3143, F.S.). For those circumstances in which a Standard does not apply to a particular model, the Commission will vote affirmatively that the Standard does not apply and such a vote will constitute a determination by the Commission that the Standard is not applicable.

The Standards will be categorized under six groupings: (1) General Standards, (2) Meteorological Standards, (3) Vulnerability Standards, (4) Actuarial Standards, (5) Statistical Standards, and (6) Computer Standards. The minimum number of vote tallies taken to determine the acceptability of a model would be one for each group of Standards. If the Commission determines that the model meets all Standards in a grouping, the model is found acceptable with respect to each individual Standard in the grouping. Standards with subparts denoted by a notation of A, B, C, etc. are considered one Standard. At the request of any Commission member, one or more Standards in a grouping may be set aside from the remaining Standards in that grouping for a separate vote.

Based upon a motion of any member that is duly seconded, the Commission may review and modify the voting requirements for any model as may be appropriate due to the unique aspects of the model.

At the start of the public portion of the meeting, the Commission Chair will first ask Commission members if the modeler responded to all deficiencies identified in the meeting to review modeler submissions in the manner specified by the Commission ~~and by the established time frames~~. The Commission Chair may call upon SBA staff or Professional Team members to comment and may also entertain discussion from Commission members or the modeler. Failure to provide the information required in the Trade Secret List will result in a deficiency. If the Commission identifies other deficiencies, the Commission may specify a time frame for correction of those deficiencies that may include a review by one or more Professional Team member.

The Commission Chair will then call upon the modeler to provide an overview presentation as required in the Acceptability Process of the *Report of Activities*. The modeler shall make a presentation and Commission members may ask questions during and after the presentation.

The Commission Chair will announce that the Commission is ready to review the model for acceptability. The Commission Chair will read the first Standard and will call upon the modeler to discuss the compliance of the model with the Standard. The Commission Chair will next call upon the Professional Team to comment after which the Commission Chair will ask Commission members for questions or comments. If there are none, or after all questions have been responded to, the Commission Chair will then proceed to begin reading the next Standard. Once all the Standards in a grouping have been presented and discussed, the Commission Chair will ask the Commission members whether there are any Standards that need to be carved out and voted on separately. If no response is heard, the Commission Chair will ask for a motion to accept the model under that grouping of Standards. A motion will be made and seconded by Commission members at this time. Prior to voting, the Commission Chair will ask if there is any further discussion. If members have questions or comments, they will be recognized. Once the discussion is completed, the Commission Chair will ask for a roll call vote. Any Standards carved out will be separately voted on in a roll call vote.

The Commission Chair will then move to the next grouping of Standards and begin to read the first Standard in the grouping. The review process will follow as indicated in the paragraph above.

The Commission will have completed its determination of the acceptability of the model when it has completed voting on all Standards. This does not preclude the Commission from revisiting a previous vote or revising the voting procedure as noted above. Upon conclusion of voting on all the Standards, the Commission Chair will instruct SBA staff to tally the votes. The SBA staff

member will indicate whether the model has been found acceptable by noting that the Commission finds the model to have met all the Standards. The Commission Chair will indicate to the modeler that the modeler will receive a letter as provided in the Acceptability Process of the *Report of Activities*.

The voting procedure can be changed only if approved by the Commission members given a quorum is present. This will require a motion, a second, and approval of a majority by roll call vote.

Planning Workshops

Planning workshops are for the purpose of discussing, studying, and educating Commission members on new scientific developments and advances in the fields of meteorology, engineering, actuarial science, statistics, and computer science. The discussions from the planning workshops will be instrumental in planning for future Standards, Disclosures, and Forms.

The planning workshops will be duly noticed and may require a quorum so that an official vote may be taken on actions resulting from the ideas presented and discussed at the workshop.

The Commission Chair will call the meeting to order and will introduce the ideas for discussion as indicated on the meeting agenda and will solicit any other ideas for discussion from Commission members. The ideas introduced will be discussed, prioritized, and evaluated by the Commission. Included in the discussions will be budget considerations, if any, and further study on the ideas if needed.

Budget Consideration

All new projects that have a fiscal impact should be identified prior to January 1 of the calendar year so that appropriate funding can be obtained through the SBA's budgetary review process. All new projects will consist of a proposal, an estimated cost, and a time frame for completion. The Commission will vote on all new proposals for projects. The FHCF will include in its budget the funding for on-going projects and anticipate the potential for new model submissions or any fiscal impact that changes to the Acceptability Process or the Standards might have on the Commission's budget. The Commission's budget is subject to approval by the SBA Trustees for the appropriate fiscal year.

Sunshine Law

Section 286.011, F.S., a/k/a "The Sunshine Law" or "open meeting law" applies to the Commission.

Scope of the Sunshine Law: In any place where two or more members of the Commission are present, there is the potential for violating the Sunshine Law.

Any communication, whether in person, by telephone, computer, etc., concerning any information on which *foreseeable action* may be taken by the Commission is a "meeting" that

must meet the requirements of Florida's Sunshine Law if the communication takes place between two or more Commission members except as provided in s. 627.0628(3)(e), F.S.

Basic Requirements for Public Meetings: All meetings subject to the Sunshine Law must be –

- Open to the Public;
- Noticed;
- Recorded by a court reporter and minutes preserved. The official minutes of the Commission will consist of a verbatim transcript unless special circumstances arise. In addition, SBA staff may prepare a summary of the meeting that will be added to the transcript and together will comprise the “minutes” of the meeting.

The SBA staff ensures that all scheduled public meetings of the Commission are filed for public notice in the Florida Administrative Weekly and a transcript is taken and preserved.

Penalty for Violating s. 812.081, F.S.: Section 812.081, F.S., provides the following penalty for violating the confidentiality of trade secrets:

(2) Any person who, with intent to deprive or withhold from the owner thereof the control of a trade secret, or with an intent to appropriate a trade secret to his or her own use or to the use of another, steals or embezzles an article representing a trade secret or without authority makes or causes to be made a copy of an article representing a trade secret is guilty of a felony of the third degree, punishable as provided in s. 775.082 or s. 775.083.

(3) In a prosecution for a violation of the provisions of this section, it is no defense that the person so charged returned or intended to return the article so stolen, embezzled, or copied.

IV. FINDINGS OF THE COMMISSION

FINDINGS OF THE COMMISSION

Concerning Model Accuracy and Reliability

Background

Section 627.0628(3)(a) and (d), F.S., instructs the Commission to adopt findings from time to time as to the accuracy or reliability of Standards and models, among other things. This section also states that the Commission shall, at least annually, adopt revisions to previously adopted actuarial methods, principles, standards, models, or output ranges. The following findings address the accuracy or reliability of the Standards that the Commission has adopted since 1996 and the accuracy or reliability of the computer simulation models that the Commission has reviewed. The Commission thus far has reviewed computer simulation models exclusively because these constitute the only widely accepted approach to estimate residential loss costs.

The Commission finds that the computer simulation models that it has reviewed are stochastic forecasting models. This means that future hurricane events are stochastically generated and the associated loss costs are accumulated. By generating a sufficient body of hypothetical future events, the sampling uncertainty in the output ranges owing to the random variate generation process becomes negligible. The Commission finds that the accepted models produce accurate or reliable modeled loss costs for the entire state of Florida given the data and research currently available. Loss costs based on these models are based on actuarially sound and theoretically appropriate techniques.

Accurate and Reliable – Defined

The Commission finds that the computer simulation models that have been reviewed by the Commission and found acceptable include appropriate model representations to simulate hurricanes and the induced damage on residential property in Florida. The basic features of the model construction are reflected in the six sections of Standards established and refined since June of 1996:

- General Standards reflecting the professional status of the model designers and testers and generic aspects of the model;
- Meteorological Standards covering all aspects of this infrequent weather phenomenon;
- Vulnerability Standards assessing the impact of the hurricane winds on residential property;
- Actuarial Standards assessing the damage impact in insurance terms;
- Statistical Standards addressing the statistical foundation of the model and the sensitivity and uncertainty assessment of model outputs as a function of model inputs; and
- Computer Standards providing the overall design, construction, and execution of the model.

The Commission finds and recognizes that the scientific fields underlying loss projection models continue to evolve providing further insights into property damage and insurance implications. As a direct consequence, the Commission annually reviews and revises the Standards comprising its yearly *Report of Activities*. The Commission finds that the Standards adopted each year represent the current state of actuarial science regarding computer simulation modeling for purposes of producing loss costs for residential property in Florida that are accurate and reliable.

The words “accurate” and “reliable” are used in s. 627.0628, F.S., but are not defined therein. In the context of computer simulation modeling, “accurate” means that the models meet the Standards that have been developed to assure scientifically acceptable loss cost projections. However, “accurate” cannot necessarily mean that a model conforms exactly to known facts since that contradicts the nature of the modeling process. “Reliable” is defined for computer simulation models as meaning that the model can be depended upon to consistently produce statistically similar results upon repeated use without inherent or known bias.

FINDINGS OF THE COMMISSION

Concerning Trade Secrets

The Commission finds the following with respect to Principle #9 (*The trade secret aspects of models or methods being reviewed by the Commission shall be protected.*):

- (1) ~~each of~~ the organizations that produce a computer simulation model ~~thus far reviewed by the Commission has~~ may have trade secrets regarding the design and construction of that model;
- (2) the modeling organizations have been unwilling to reveal those trade secrets to the Commission in the context of the public meetings that the Commission holds because their competitors are part of the audience or can get a copy of the publicly available transcript of the meeting;
- (3) the modeling organizations have been willing to reveal all of their trade secrets if that information can remain confidential and within their control;
- (4) since that trade secret information would become publicly available in the context of a meeting in the “Sunshine,” the Commission has authorized:
 - a. a Professional Team to review the models on-site on behalf of the Commission,
 - b. on-site visits to the modelers by Commission members,
 - c. closed meetings for the purpose of discussing trade secrets;
- (5) the law allows an exception from the public records law for trade secrets used in the design and construction of hurricane loss models;
- (6) the Commission may require that the modeler provide certain documents for direct review by Commission members or the modeler may voluntarily provide documents containing trade secrets for the Commission’s review; and
- (7) the law allows for the discussion of trade secrets to be exempt from public meeting requirements.

**V. PROCESS FOR DETERMINING
THE ACCEPTABILITY OF A
COMPUTER SIMULATION
MODEL**

PROCESS FOR DETERMINING THE ACCEPTABILITY OF A COMPUTER SIMULATION MODEL

This section sets out the Commission's process for the determination of acceptability of a computer simulation model (model). Although the Commission's charge is to review *any* method or model that has the potential for improving the accuracy or reliability of hurricane loss projections for purposes of residential property ratemaking in Florida, the Commission's focus has been computer simulation models. When the Commission undertakes the review of other methods, the acceptability process will be revised accordingly.

The Commission has determined that prior to November 1 of each year, it will adopt new Standards, revise existing Standards, and, if necessary, revise this process. The effective date of new or revised Standards will be November 1 unless otherwise specified by the Commission.

The Commission has determined that "significant changes" are those changes to the Standards or any changes to the model that result in changes to loss costs or have potential for changes to the loss costs. Any minor revisions, changes to the Standards, or any changes to the model by the modeler that do not result in changes to loss costs are not considered significant. The Commission may determine in its judgment whether a change is significant.

The Commission has determined that any modeling organization that wishes to be reviewed for compliance with the Standards adopted by the Commission shall notify the Commission in accordance with the requirements set out below by February 28 following the adoption of each year's Standards. Any modeling organization that fails to notify the Commission by February 28 for consideration under the most recently adopted Standards or fails to be found acceptable in accordance with those Standards shall not be considered for review until the Standards are again revised or reviewed.

The Commission has further determined that the period between November 1, the effective date of new and revised Standards, and February 28, the deadline for notification by the modeler, is a reasonable amount of time for any modeler to comply with the Standards adopted by the Commission. If the Commission determines that four months is not sufficient, based on the nature of the changes to the Standards or based on other circumstances that might necessitate a longer period of time for compliance, then the Commission will adjust this period of time accordingly. If requested by a modeler, the Chair shall have the authority to grant a reasonable extension should the Chair determine that an emergency or unusual situation exists that warrants an extension and is determined to be beyond the control of the modeler.

I. Scheduling

The following schedule is anticipated in 2008:

<u>2/28/08</u>	<u>Modeler submissions received</u>
<u>3/10/08 – 3/14/08</u>	<u>Time period for Commission meeting to review modeler submissions</u>
<u>3/14/08</u>	<u>Pre-visit letter sent to modelers and Commission members</u>
<u>3/19/08 – 3/21/08</u>	<u>Time period for pre-visit modeler conference calls if requested by modeler</u>
<u>3/24/08 – 4/25/08</u>	<u>Time period for on-site reviews</u>
<u>5/19/08 – 5/23/08</u>	<u>Time period for Commission meetings to review models for acceptability</u>
<u>5/27/08 – 6/27/08</u>	<u>Time period for additional verification reviews</u>
<u>7/14/08 – 8/1/08</u>	<u>Time period for Commission meetings to review models for acceptability</u>
<u>8/4/08 – 8/29/08</u>	<u>Time period for Commission committee meetings</u>
<u>9/8/08 – 9/26/08</u>	<u>Time period for Commission meetings to adopt 2008 Standards and <i>Report of Activities</i></u>

II. Notification Requirements

For purposes of this section, a “new” modeling organization is defined as an organization who is making a submission to the Commission for the first time or whose model was not submitted to or was not accepted by the Commission under the previous year’s Standards. An “existing” organization is defined as an organization whose model was accepted by the Commission under the previous year’s Standards.

A. Notification of Readiness for Review. By February 28 of each year, any modeling organization wishing to have its model reviewed for acceptability by the Commission shall notify the Chair of the Commission in writing that the organization is prepared for review. The notification shall consist of (1) a letter to the Commission; (2) a summary statement of compliance with each individual Standard; (3) all required Disclosure and Form information; and (4) a completed Model Submission Checklist.

Notification to the Commission shall include:

1. A reference to the signed Expert Certification Forms G-1, G-2, G-3, G-4, G-5, ~~and G-6,~~ and the Editorial Certification Form G-7, a statement that professionals having credentials and/or experience in the areas of meteorology, engineering, actuarial

science, statistics, and computer science have reviewed the model for compliance with the Standards, and that the model is ready to be reviewed by the Professional Team. Any caveats to the certifications will be noted in the letter and accompanied by a complete explanation.

2. A summary statement of compliance with each Standard and the data and analyses required in the Disclosures and Forms. For existing modeling organizations, the material must be updated as appropriate to reflect compliance with the new or revised Standards even though the modeling organization submitted this material as part of a determination of acceptability under the previous year's Standards.
3. A general description of any trade secret information that the modeler intends to present to the Professional Team.
4. Twenty (20) bound copies (duplexed) and twenty (20) CDs of all documentation. The electronic copies of the submission ~~must~~shall be provided in the following manner:
 - a. Form V-2, Form A-1, Form A-3, Form A-4, Form A-5, Form A-6A, Form A-6B, and Form A-7 shall be provided on CD in both Excel and PDF format (Form A-1, Form A-6A, and Form A-6B only provided on CD in PDF format prior to the Commission's vote on acceptability);
 - b. Form S-5 shall be provided on CD in ASCII and PDF format for models submitted by modeling organizations, which have not previously provided this analysis to the Commission;
 - c. The remaining portions of the submission shall be provided on CD in PDF format;
 - d. All data file names shall include the abbreviated name of the modeler, the Standards year, and the Form name (when applicable);
 - e. The PDF submission files shall be highlightable and bookmarked by Standard, Form, and section.
5. Format of the Submission:
 - a. Table of Contents shall be included;
 - b. Materials submitted shall be consecutively numbered from the first page (including cover) using a single numbering system from the beginning to the end of the submission;
 - c. All tables, graphs, and other non-text items shall be specifically listed in the Table of Contents and clearly labeled with abbreviations defined;
 - d. State the Standard, Disclosure, or Form in *italics* and give the response in non-italics. **The Purpose and Audit portion should not be restated.** The modeler response shall include a statement in support of compliance following each

Standard. The response to the Standard ~~should~~shall explain how the model meets the requirements of the Standard by including 1) a statement in support of compliance with the Standard, and if applicable 2) a reference to a Disclosure(s), and/or 3) a general description of trade secret information that will be shown to the Professional Team during the on-site review and how it supports compliance with the Standard.

The Disclosure section of each Standard is not designed to require trade secret information. Therefore, the response to a Disclosure shall not contain a statement similar to “will be shown to the Professional Team” unless a response to the Disclosure has been provided and additional test results and documentation will be available for the Professional Team during the on-site review.

If a Standard or Disclosure has multiple sections, respond to each separately;

- e. Graphs ~~should~~shall be accompanied by legends and labels for all elements:
 - 1. Individual elements shall be clearly distinguishable, whether presented in original or copy form;
 - 2. For data indexed by latitude and longitude, by county or by ZIP Code, a map with superimposed county and ZIP Code boundaries shall be produced. Additional map specifications will be indicated on individual Form instructions;
 - 3. Maps will use three colors – blue, white, and red, along with shades of blue and red, with dark blue and dark red designating the lowest and highest quantities, respectively. The color legend and associated map shall be comprised of an appropriate number of intervals to provide readability;
 - f. All units of measurement for model inputs and outputs shall be clearly identified;
 - g. All model outputs of length, wind speed, and pressure shall be in units of statute miles, statute miles per hour, and millibars, respectively;
 - h. Unless otherwise specified, wind fields generated by the model shall be used for completing relevant Forms and tables in the submission;
 - i. A hard copy of each Form (with the exception of Forms A-1 and S-5) shall be included ~~with~~in the submission document;
 - j. If used, acronyms shall be defined on their first use in the submission.
- 6. The modeler should contact SBA staff for any needed clarification of submission instructions, especially if the instructions necessitate additional assumptions.
 - 7. All modifications, adjustments, assumptions, or other criteria that are included in producing the information required by the Commission in the submission shall be disclosed and will be reviewed.

- B. Revisions to the Standards or the Model – Not Significant.** If the Commission does not revise any Standards or makes only minor revisions to some Standards so that existing models would otherwise be in compliance with all the Standards, then the modeling organization will notify the Commission in writing that there have been no significant changes to the model previously determined acceptable. The Commission will then meet and review the letter and any other documentation provided and determine whether the model will be considered acceptable for an additional year, whether an on-site review by the Professional Team is warranted, and whether a meeting with the Commission is warranted.
- C. Revisions to the Standards or the Model – Significant.** If the Commission makes significant changes to any existing Standards and/or adopts new Standards so that a model already determined to be acceptable is still in compliance with some, but not necessarily all, of the Standards, then the modeling organization will inform the Commission in writing as to whether it believes it is still in compliance with the Standards that have been substantially revised or are new. If an existing modeling organization makes significant changes to the version of the model previously accepted by the Commission, then at the time it notifies the Commission that it is ready to have its model reviewed for acceptability, the modeling organization ~~must~~shall notify the Commission in writing of the change(s) and describe the magnitude of the change(s). The Commission will then meet and review the modeling organization's notification and any other documentation provided and determine whether the model is acceptable for an additional year or whether an on-site review by the Professional Team is warranted or whether an on-site review is not necessary but that additional documentation must be provided which will then be reviewed at a Commission meeting. The Commission will not review changes made to a previously ~~approved~~accepted version of a model at any time other than after the next February 28 notification date.
- D.** The modeler ~~must~~shall notify the Chair of the Commission in writing, as soon as possible, of any unusual situations that may impact the model submission.

III. Review of the Readiness Notification

Once the modeler submissions are received by the February 28 deadline, the Commission will hold a meeting to review the submissions as discussed under the **Commission Structure** section of this *Report of Activities*.

Prior to the Professional Team's on-site review and in accordance with the time frame specified by the Commission, the modeler shall ~~amend and resubmit the original submission to~~corrections for the deficiencies identified during this meeting in electronic format to SBA/FHCF staff. All revised files shall include the revision date, the abbreviated name of the modeler, the Standards year, and the Form name (when applicable) in the file name. Failure of the modeler to correct any deficiencies within the time frame specified will result in the termination of the review process. The modeling organization will be notified in writing that the review process has been terminated. Upon termination of the review process, the modeling organization shall be required to wait until after the next revision or review of the Standards before requesting the Commission to review its model.

III.IV. Professional Team On-Site Review

If a determination has been made that a new modeling organization is ready for an on-site review or that an on-site review is necessary for an existing modeling organization, SBA staff will schedule the on-site review of the Professional Team as discussed under the **On-Site Review** section of this *Report of Activities*.

There are two possible outcomes of the on-site review regarding auditing for compliance with the Standards, Disclosures, Forms, and Trade Secret List.

1. The Professional Team determines that, in its opinion, the model complies with the Standards, Disclosures, and Forms, and so reports to the Commission. The material described in the Trade Secret List to be presented during the closed meeting portion of the Commission meeting to review models for acceptability shall be presented to the Professional Team for review.
2. The Professional Team determines that, in its opinion, the model has not been demonstrated to comply with the requirements in the Disclosures, Forms, and Trade Secret List or with one or more Standards.
 - a. The Professional Team is free to react to possible corrections proposed by the modeler but will not tell the modeler how to correct the non-compliance. If the problems can be remedied while the Professional Team is on-site, the Professional Team will review the corrective actions taken, including revisions to the original February 28 submission, before determining verification of a Standard.
 - b. If the problems cannot be corrected while the Professional Team is on-site, then the modeling organization will have seven days from the final day of the **initial** on-site review to notify the Chair in writing that it will be ready for an additional verification review within 30 days of this notification. The modeler shall submit all revised documentation as specified under **Submission Revisions**.

The SBA staff will assemble the Professional Team or an appropriate subset of the Professional Team for only one additional verification review to ensure that the corrections have been incorporated into the current, running version of the model. The additional verification review will be scheduled to be held after the **May 2008 Commission meetings to review models for acceptability**.

- c. If the modeling organization disagrees with the Professional Team as to compliance, the modeler has two options: (1) it can proceed to the scheduled May 2008 Commission meeting and present its arguments to the Commission to determine acceptability; or (2) it can withdraw its request for review. Such a withdrawal will result in the modeling organization waiting until after the next revision or review of the Standards before requesting the Commission review its model.

IV.V. Submission Revisions

All revised files submitted shall include the revision date, the abbreviated name of the modeler, the Standards year, and the Form name (when applicable) in the file name. Revisions to the text ~~must~~shall be noted with revision marks, i.e. words ~~stricken~~ are deletions and words underlined are additions.

Complete documentation shall be received no less than 10 days prior to the Commission meeting to review the model for acceptability.

If an additional verification review is requested, complete documentation shall be received within 30 days of the request.

~~After the Professional Team on-site review and prior to the Commission meetings to review models for acceptability, the modeler shall provide one (1) CD containing all complete documentation without revision marks. If more than ten (10) pages are revised, twenty (20) bound copies (duplexed) and twenty (20) CDs of all complete documentation, which highlights all revisions made to the original February 28 submission shall be provided. If ten (10) pages or fewer (exclusive of Form A-6A and Form A-6B) are revised, only twenty (20) hard copies of the revised pages and Form(s) shall be submitted in addition to the twenty (20) CDs of all complete documentation. in The format of the revised documentation shall be as specified under II.A.4 and 5. Format of the Submission. In addition, the modeler shall provide one (1) CD containing all documentation without revision marks.~~

VI. Review by the Commission

- A. General Review of a Modeling Organization.** For any modeling organization seeking the Commission's determination of acceptability, the Commission may request a meeting with the modeling organization prior to the Commission's review of the modeler's compliance with the Standards. The meeting may provide a general discussion about the model or its readiness for review and will also give the Commission and the modeler an opportunity to address any other issues. This meeting may be conducted concurrently with the meeting to determine acceptability. If trade secrets used in the design and construction of the hurricane loss model are anticipated to be discussed, such discussions will be in a closed meeting.
- B. Meeting to Determine Acceptability.** The Commission will meet at a properly noticed public meeting to determine the acceptability of a new or existing model once the modeling organization has provided all required material and the Professional Team has concluded its on-site review or any additional verification review. If the Commission Chair determines that more preparation time is needed by Commission members, he/she may reschedule the meeting date to review a model for acceptability, taking into consideration public notice requirements, the availability of a quorum of Commission members, the availability of a meeting room, and the availability of the particular modeler.

All materials shall be reviewed by the Professional Team prior to presentation to the Commission. If the Commission determines that meeting one Standard makes it impossible to meet a second Standard, the conflict will be resolved by the Commission

and the Commission will determine which Standard will prevail. If at the meeting a unique or unusual situation arises, the Commission will determine the appropriate course of action to handle that situation, using its sound discretion and adhering to the legislative findings and intent as expressed in s. 627.0628(1), F.S. Each organization's model will be reviewed independently of any other organization's model previously accepted or presently applying for review. Trade secrets used in the design and construction of the hurricane loss model shall be discussed during a closed meeting prior to the Commission voting on the acceptability of the model. No voting regarding the acceptability of a model will occur during a closed meeting.

C. Modeler Presentation. All modelers shall make a presentation to the Commission with respect to the model as used for residential rate making purposes in Florida. The modeler presentation is for the purpose of helping the Commission understand outstanding issues as well as how the modeler has resolved various issues and to explain the basis as to how the model meets the Standards. Various issues may relate to:

1. informational needs of the Commission as provided in the Disclosures and Forms,
2. the theoretical soundness of the model,
3. use of reasonable assumptions,
4. other related aspects dealing with accuracy or reliability.

A new modeler is expected to give a detailed overview presentation to the Commission explaining how the model is designed to be theoretically sound and meets the criteria of being accurate and reliable.

An existing modeler is expected to present a general overview of the model (10-15 minutes). This presentation should concentrate on the theoretical basis for the model and highlight the measures taken to ensure the model is accurate and reliable. Then, the presentation should focus on changes, including output ranges, from the previously accepted model and the effect those changes have on loss costs.

Closed Meeting Portion

During the closed meeting where trade secrets used in the design and construction of the hurricane loss model are discussed, the modeler presentation shall include an explanation of the materials required in the Trade Secret List. [The presentation shall use a medium that is readable by all members of the Commission.](#) The modeler is not obligated to have available, during this meeting, documents that are not specified in the Trade Secret List.

The modeler may provide additional documents and use other presentation material during a closed meeting that has not previously been provided to the Commission.

In order to meet the public meeting notice requirements for the public meeting portion, [one to](#) two hours shall be scheduled for this closed meeting.

[A hard copy of the modeler's prepared presentation shall be provided to the Commission and the Professional Team members \(17 copies\) at the start of the closed meeting. The hard copies will be returned to the modeler at the conclusion of the closed meeting and prior to anyone leaving the meeting room.](#)

Trade Secret List

Meteorological

- [Methodology used for conversion of land use and land cover information into surface roughness distribution and all source code relevant to the implementation of this roughness distribution in the model.](#)
- Proprietary variations, if any, in the model wind-field from a published wind field, and all source code relevant to the model surface wind-field.
- The basis for all short- and long-term climatic variations in storm frequencies.

Vulnerability

- Completed Form V-3 with the data, methods, calculations, and procedures used.

Actuarial

- Complete description of the data, methods, calculations, and procedures used to develop the effects of demand surge in the model.

Computer

- Computer code and supportive diagrams for the above items presented in conjunction with the above topical areas.

Public Meeting Portion

The modeler presentation shall include an explanation of corrections made for deficiencies noted by the Commission. The presentation shall be presented using a medium that is readable by all members of the Commission and shall include the following:

1. Each Standard number and title shall be stated,
2. An explanation of how each Standard was met, with reference to any appropriate Disclosures or Forms that support compliance, and
3. If relevant, a description of the material presented to the Professional Team for verification.

Three to five hours shall be scheduled for review of a model not previously submitted and two hours shall be scheduled for review of an existing model during a public meeting.

A hard copy of the modeler's [prepared](#) presentations shall be provided to the Commission and the Professional Team members ~~the day of the meeting~~ (17 copies) [at the start of the public meeting](#). ~~Any hard copies containing trade secrets provided during the closed portion of the Commission meeting will be returned to the modeler prior to the conclusion of the closed meeting and prior to anyone leaving the meeting room.~~

All materials presented to the Commission during the public portion of the meeting to determine acceptability shall be provided to SBA staff in electronic format.

D. Acceptability and Notification. To be determined acceptable, the model ~~must~~shall have been found acceptable for all Standards. If the model fails to be found acceptable, by a majority vote, for any one Standard, the model will not be found to be acceptable.

Once the Commission has determined that a model is acceptable in accordance with the procedures in this process and that all required ~~information~~documentation as specified in the Acceptability Process has been provided to the Commission, the Chair of the Commission will provide the modeling organization with a letter confirming the Commission's action. The letter shall be in the following format:

(Name and Address of Modeler)

Dear _____:

This will confirm the finding of the Florida Commission on Hurricane Loss Projection Methodology on (date), that the (name of organization) computer model has been determined acceptable for projecting hurricane loss costs for personal residential rate filings.

The Commission has determined that the (name and version of model) complies with the Standards adopted by the Commission on (date of adoption), and concludes that the (name and version of the model) is sufficiently accurate and reliable for projecting hurricane loss costs for residential property in Florida.

On behalf of the Commission, I congratulate you and your colleagues. We appreciate your participation and input in this process.

Sincerely,
(Name), Chair

A copy of the letter will be provided to the Commissioner of the Office of Insurance Regulation.

E. Discovery of Errors and/or Changes to a Model after the Model has been Determined to be Acceptable by the Commission. If a modeler discovers that material errors have been made in the model or the submission, the modeler shall immediately notify the Chair of the Commission in writing. The notification shall detail the nature of the error or change to the model, why it occurred, what is needed or has been done to correct the problem, the time frame needed for making the correction, and any other relevant documentation necessary to describe both the error/change and the correction. The Chair shall (1) review the notification and inform the Commission members as soon as possible; (2) determine the need for a special meeting or whether the issue can be addressed at the next regularly scheduled meeting of the Commission; and (3) assess, with at least two members of the Professional Team, the severity of the error and determine whether the error warrants a temporary suspension of the acceptability of the model until the Commission has had an opportunity to review the matter.

The Chair shall send a letter to the modeling organization as soon as practical notifying the organization of the receipt of the error/change to the model notification and any decisions of the Chair pending review ~~of~~by the Commission.

If a modeler intentionally fails to notify or unreasonably delays the notification of the Commission of any errors or changes to a model, which has been previously found acceptable by the Commission, the Commission shall review and investigate the circumstances and determine the appropriate course of action.

Model Submission Checklist

1. Please indicate by checking below that the following has been included in your submission to the Florida Commission on Hurricane Loss Projection Methodology.

Yes	No	Item
		1. Letter to the Commission
		a. Refers to the Expert Certification Forms and states that professionals having credentials and/or experience in the areas of meteorology, engineering, actuarial science, statistics, and computer science have reviewed the model for compliance with the Standards
		b. States model is ready to be reviewed by the Professional Team
		c. Any caveats to the above statements noted with a complete explanation
		2. Summary statement of compliance with each individual Standard and the data and analyses required in the Disclosures and Forms
		3. General description of any trade secrets the modeler intends to present to the Professional Team
		4. Model Identification
		5. 20 Bound Copies (duplexed)
		6. 20 CDs containing:
		a. Submission text in PDF format
		b. PDF file highlightable and bookmarked by Standard, Form, and section
		c. Data file names include abbreviated name of modeler, Standards year, and Form name (when applicable)
		d. Forms V-2, A-1 , A-3, A-4, A-5, A-6 , A-7, and S-5 (for models submitted by modeling organizations which have not previously provided the Commission with this analysis) in PDF format
		e. Forms V-2, A-1, A-3, A-4, A-5, A-6A, A-6B , and A-7 in Excel format
		f. Form S-5 (for models submitted by modeling organizations which have not previously provided the Commission with this analysis) in ASCII format
		7. Table of Contents
		8. Materials consecutively numbered from beginning to end starting with the first page (including cover) using a single numbering system
		9. All tables, graphs, and other non-text items specifically listed in Table of Contents
		10. All tables, graphs, and other non-text items clearly labeled with abbreviations defined
		11. Standards, Disclosures, and Forms in <i>italics</i> , modeler responses in non-italics
		12. Graphs accompanied by legends and labels for all elements
		13. All units of measurement clearly identified with appropriate units used
		14. Hard copy of all Forms included in submission document except Forms A-1 and S-5

2. Explanation of “No” responses indicated above. (Attach additional pages if needed.)

Model Name

Modeler Signature

Date

VI. ON-SITE REVIEW

On-Site Review by Professional Team

General Purpose

The purpose of the on-site review is to evaluate the compliance of the model with the Standards, Disclosures, Forms, and the Trade Secret List. The on-site review is conducted in conjunction with the “Process for Determining the Acceptability of a Computer Simulation Model.” It is not intended to provide a preliminary peer review of the model. The goal of the Professional Team’s efforts is to provide the Commission a clear and thorough report of the model as required in the Acceptability Process, subject to non-disclosure conditions. All modifications, adjustments, assumptions, or other criteria that were included in producing the information required by the Commission in the submission ~~should~~shall be disclosed and will be reviewed.

The Professional Team will begin the review with a briefing to modeling organization personnel to discuss the review schedule and to describe the subsequent review process.

The on-site review by the Professional Team will involve the following:

1. Due diligence review of information submitted by the modeler. For existing modelers, the due diligence review will concentrate on any changes in the Disclosures and Forms as noted in the notification of readiness letter.
2. On-site tests of the model under the control and supervision of the Professional Team. The object is to observe the model in operation and the results it produces during a “real time” run. This is necessary in order to avoid the possibility that the modeler could recalibrate the model solely for producing desirable results.
3. Verification that information provided by the modeler in the Disclosures and Forms is valid and is an accurate and fairly complete description of the model.
4. Review for compliance with the Standards. The Professional Team will attempt to consider each grouping of Standards as a unit.
5. Review of the Trade Secret List.

Feedback regarding compliance of the model with the Standards, Disclosures, Forms, and Trade Secret List will be provided to the modeling organization throughout the review process.

Preparation for On-Site Review

The Professional Team will assist the Commission and the SBA staff in determining if a modeling organization is ready for an on-site review.

The Professional Team will assist the modeler in preparing for the on-site review, by providing to the SBA a detailed pre-visit letter (to be sent to the modeler) outlining specific issues to be addressed by each modeler unique to their model submission.

Telephone Conference Call: After the Commission has determined the modeler is ready to continue in the review process and prior to the on-site review, at the request of the Commission or the modeler, the SBA staff will arrange a telephone conference call between the modeler and the Professional Team or a subset of the Professional Team. The purpose of the call is to review the pre-visit letter, material, data files, and personnel that will need to be on-site during the review. This does not preclude the Professional Team from asking for additional information during the on-site review that was not discussed during the conference call or included in the pre-visit letter. The call will allow the modeler and the Professional Team the opportunity to clarify any concerns or ask any questions regarding the upcoming on-site review. This call will be the only scheduled opportunity for modelers to clarify any questions directly with the Professional Team prior to their on-site review.

Scheduling: The SBA staff is responsible for scheduling on-site review dates. Each modeler will be notified at least two weeks prior to the scheduled review. The actual length of the review may vary depending on the preparedness of the modeler and the depth of the inquiry needed for the Professional Team to obtain an understanding of the model. The Commission expects new models under consideration to be well-prepared for a review by the Professional Team. In particular, it is suggested that a modeler conduct a detailed self-audit to assure that it is ready for the Professional Team review.

Presentation of Materials: The modeler ~~should~~ shall have all necessary materials and data on-site for review. All material referenced in the submission as “will be shown to the Professional Team” and all material that the modeler intends to present to the Commission, including the Trade Secret List material, ~~should~~ shall be presented to the Professional Team during the on-site review.

All materials, charts, graphs, and maps used in support of the model and the computer code ~~should~~ shall be presented in a manner that is readable by all members of the Professional Team.

Professional Team Report

After completing its review of the Standards, Disclosures, Forms, and Trade Secret List, the Professional Team will conduct an exit briefing with the modeler. During this briefing, the Professional Team will provide a preliminary draft of the Professional Team report. This offers the modeler an opportunity to check for any factual errors and to expunge any trade secret information. The Professional Team will accede to modeler suggestions for changes in its draft only to correct factual errors and to remove any trade secret information. The report will include:

- a list of participants
- a summary of significant changes to the model from the previous year
- any corrections made to the submission that were reviewed by the Professional Team and will be provided to the Commission in the revised submission at least 10 days prior to the Commission meeting to review the model for acceptability
- a verification that any deficiencies noted by the Commission have been resolved
- a copy of the pre-visit letter
- a verification of compliance with the Standards, Disclosures, and Forms
- a description of material reviewed in support of compliance with the Standards, Disclosures, and Forms.

After leaving the modeler's premises, the Professional Team, in coordination with SBA staff, will finalize its report and provide it to all Commission members in advance of the meeting to review the model for acceptability. Any disparate opinions among Professional Team members concerning compliance with the Standards, Disclosures, Forms, and Trade Secret List will be noted and explained.

Additional Verification Review

It is possible that a subset of the Standards or changes made to the Disclosures, Forms, and Trade Secret List may require further review by the Professional Team or a subset of the Professional Team. In such cases, the SBA staff will arrange an additional verification review, in accordance with the Acceptability Process, to verify those Standards, Disclosures, Forms, and/or Trade Secret List.

Trade Secret Information

While on-site, the Professional Team members are expected to have access to trade secret data and information. It is the responsibility of the modeler to identify to all Professional Team members what is a trade secret and is not to be made public.

All written documentation provided by the modeler to the Commission will be considered a public document with the exception of documents contained in the Trade Secret List. The modeler ~~should~~ shall provide any additional information directly to the Commission rather than give it to Professional Team members to be brought back with them. Documents that the modeler indicates are trade secret that are viewed by Professional Team members will not be considered public documents and are to be left on-site.

Any notes made by Professional Team members containing trade secrets will be expunged by the modeler. Trade secrets of the modeler learned by a Professional Team member will not be discussed with Commission members.

Professional Team members will agree to respect the trade secret nature of the model and not use trade secret information in any way detrimental to the interest of the modeler.

Care will be taken by the Professional Team members not to discuss other models being evaluated while they are on-site reviewing a particular model.

On-Site Review Results

The Professional Team will present the results of the on-site review to the Commission and answer questions related to their review.

The job of the Professional Team is to verify information and make observations. It is not part of the Professional Team's responsibilities to opine or draw conclusions about the appropriateness of a particular model or a component part of a model.

Refer to the “Process for Determining the Acceptability of a Computer Simulation Model” for additional information regarding the on-site review.

Professional Team

Composition and Selection of the Professional Team

A team of professional individuals, known as the Professional Team, will conduct on-site reviews of modeling organizations seeking a determination of acceptability by the Commission. The Professional Team will consist of individuals having professional credentials in the following disciplines (each area will be represented by one or more individuals): Actuarial Science, Statistics, Meteorology, Computer Science, and Engineering.

The SBA staff will select the Professional Team members, and the SBA will enter into contracts with each individual selected.

Selection of the Professional Team members will be an aggressive recruiting process to seek out qualified individuals who are capable of working closely with the Commission and who are available during specified time frames in order that the Commission can meet its deadline(s). Consideration will be given to the following factors:

- Professional credentials and experience
- Reasonableness of fees
- Availability
- References

Responsibilities of the Professional Team

Team Leader: The SBA staff will designate one member of the Professional Team as the team leader. The team leader will be responsible for coordinating the activities of the Professional Team and overseeing the development of reports to the Commission.

Team Members:

1. Participate in preparations and discussions with the Commission and SBA staff prior to the on-site review.
2. Study, review, and develop an understanding of responses and materials provided to the Commission by the modelers.
3. Participate with the Commission and SBA staff in developing, reviewing, and revising model tests and evaluations.
4. While on-site, verify, evaluate, and observe the techniques and assumptions used in the model for each member's area of expertise.
5. Identify and observe how various assumptions affect the model so as to identify to the Commission various sensitive components/aspects of the model.
6. Discuss the model with the modeler's professional staff to gain a clear understanding and confidence in the operation of the model and its description as provided to the Commission.

7. Participate in the administration of on-site tests.
8. Participate in the preparation of written reports and presentations to the Commission.

Responsibilities of SBA Staff

The Professional Team will report to designated SBA staff. SBA staff will supervise the Professional Team and coordinate their pre-on-site planning activities, on-site reviews and activities, and post-on-site activities.

These responsibilities include:

1. Setting up meetings with Professional Team members individually and as a group. These meetings will include conference calls and other meetings depending on circumstances and needs of the Commission.
2. Coordinating and scheduling on-site reviews.
3. Working with the Commission and Professional Team members in developing, reviewing, and revising model tests and evaluations.
4. Overseeing the supervision and administration of specified on-site tests and evaluations.
5. Working with the modeler to determine which professionals at the modeling organization will work with corresponding Professional Team members while on-site.
6. Briefing and de-briefing the Professional Team members prior to, during, and after the on-site review.
7. Coordinating the preparation of written reports and presentations to the Commission.

VII. ~~2006~~2007 STANDARDS,
DISCLOSURES, AND FORMS

Florida Commission on Hurricane Loss Projection Methodology

Model Identification

Name of Model and Version: _____

Name of Modeling Organization: _____

Street Address: _____

City, State, ZIP Code: _____

Mailing Address, if different from above: _____

Contact Person: _____

Phone Number: _____ Fax Number: _____

E-mail Address: _____

Date: _____

Submission Data

The following input data have been provided to the modeler on the enclosed CD.

Input Data

Name	Description
FormV1Input0607.xls	Wind speeds for 336 ZIP Codes for Form V-1 – One Hypothetical Event
FormA1Input0607.xls	Exposure data (construction type and ZIP Codes) for Form V-1 – One Hypothetical Event, Form A-1 – Loss Costs, and Form S-2 – Probable Maximum Loss
hlpm2002.exe	2002 FHCF aggregate exposure data for Form A-3 – Base Hurricane Storm Set Average Annual Zero Deductible Statewide Loss Costs, Form A-4 – Hurricane Andrew Percent of Losses, Form A-5 – Distribution of Hurricanes by Size of Loss, Form A-6A – Output Ranges, Form A-7 – Percentage Change in Output Ranges, Form A-8 – Percentage Change in Output Ranges by County, and Form S-4 – Average Annual Zero Deductible Statewide Loss Costs – Historical versus Modeled
20076FormA6A.xls	Output ranges format for Form A-6A – Output Ranges using 2002 FHCF aggregate exposure data
02FHCFWts.xls	2002 weights for Form A-6A – Output Ranges using 2002 FHCF aggregate exposure data
hlpm2007.exe	2007 FHCF aggregate exposure data for Form A-3 – Base Hurricane Storm Set Average Annual Zero Deductible Statewide Loss Costs, Form A-4 – Hurricane Andrew Percent of Losses, Form A-5 – Distribution of Hurricanes by Size of Loss, Form A-6B – Output Ranges, and Form S-4 – Average Annual Zero Deductible Statewide Loss Costs – Historical versus Modeled
2007FormA6B.xls	Output ranges format for Form A-6B – Output Ranges using 2007 FHCF aggregate exposure data
07FHCFWts.xls	2007 weights for Form A-6B – Output Ranges using 2007 FHCF aggregate exposure data
FormS5Input0607.xls	Input values for Form S-5 – Hypothetical Events for Sensitivity and Uncertainty Analysis (requirement for models submitted by modeling organizations which have not previously provided the Commission with this analysis)

Modelers shall provide output in specified output files as listed below. XXX denotes the abbreviated name of the modeler.

Output Data

Name	Description
XXX0607FormV2.xls	Output data from Form V-2 – Mitigation Measures – Range of Changes in Damage
XXX0607FormA1.xls	Output data from Form A-1 – Loss Costs
XXX0607FormA3.xls	Output data from Form A-3 – Base Hurricane Storm Set Average Annual Zero Deductible Statewide Loss Costs
XXX0607FormA4.xls	Output data from Form A-4 – Hurricane Andrew Percent of Losses
XXX0607FormA5.xls	Output data from Form A-5 – Distribution of Hurricanes by Size of Loss
XXX0607FormA6A.xls	Output data from Form A-6A – Output Ranges using 2002 FHCF aggregate exposure data

Name	Description
XXX07FormA6B.xls	Output data from Form A-6B – Output Ranges using 2007 FHCF aggregate exposure data
XXX0607FormA7.xls	Output data from Form A-7 – Percentage Change in Output Ranges using 2002 FHCF aggregate exposure data
XXX0607FormS51SA.dat	Wind-speed output from Form S-5 – Sensitivity Analysis all variables, category 1 hurricane (requirement for models submitted by modeling organizations which have not previously provided the Commission with this analysis)
XXX0607FormS51UACP.dat	Wind-speed output from Form S-5 – Uncertainty Analysis CP, category 1 hurricane (requirement for models submitted by modeling organizations which have not previously provided the Commission with this analysis)
XXX0607FormS51UARmax.dat	Wind-speed output from Form S-5 – Uncertainty Analysis Rmax, category 1 hurricane (requirement for models submitted by modeling organizations which have not previously provided the Commission with this analysis)
XXX0607FormS51UAVT.dat	Wind-speed output from Form S-5 – Uncertainty Analysis VT, category 1 hurricane (requirement for models submitted by modeling organizations which have not previously provided the Commission with this analysis)
XXX0607FormS51UAQuantile1.dat	Wind-speed output from Form S-5 – Uncertainty Analysis Quantile, category 1 hurricane (requirement for models submitted by modeling organizations which have not previously provided the Commission with this analysis)
XXX0607FormS53SA.dat	Wind-speed output from Form S-5 – Sensitivity Analysis all variables, category 3 hurricane (requirement for models submitted by modeling organizations which have not previously provided the Commission with this analysis)
XXX0607FormS53UACP.dat	Wind-speed output from Form S-5 – Uncertainty Analysis CP, category 3 hurricane (requirement for models submitted by modeling organizations which have not previously provided the Commission with this analysis)
XXX0607FormS53UARmax.dat	Wind-speed output from Form S-5 – Uncertainty Analysis Rmax, category 3 hurricane (requirement for models submitted by modeling organizations which have not previously provided the Commission with this analysis)
XXX0607FormS53UAVT.dat	Wind-speed output from Form S-5 – Uncertainty Analysis VT, category 3 hurricane (requirement for models submitted by modeling organizations which have not previously provided the Commission with this analysis)
XXX0607FormS53UAQuantile1.dat	Wind-speed output from Form S-5 – Uncertainty Analysis Quantile, category 3 hurricane (requirement for models submitted by modeling organizations which have not previously provided the Commission with this analysis)
XXX0607FormS55SA.dat	Wind-speed output from Form S-5 – Sensitivity Analysis all variables, category 5 hurricane (requirement for models submitted by modeling organizations which have not previously provided the Commission with this analysis)
XXX0607FormS55UACP.dat	Wind-speed output from Form S-5 – Uncertainty Analysis CP, category 5 hurricane (requirement for models submitted by modeling organizations which have not previously provided the Commission with this analysis)

Name	Description
XXX0607FormS55UARmax.dat	Wind-speed output from Form S-5 – Uncertainty Analysis Rmax, category 5 hurricane (requirement for models submitted by modeling organizations which have not previously provided the Commission with this analysis)
XXX0607FormS55UAVT.dat	Wind-speed output from Form S-5 – Uncertainty Analysis VT, category 5 hurricane (requirement for models submitted by modeling organizations which have not previously provided the Commission with this analysis)
XXX0607FormS55UAQuantile1.dat	Wind-speed output from Form S-5 – Uncertainty Analysis Quantile, category 5 hurricane (requirement for models submitted by modeling organizations which have not previously provided the Commission with this analysis)

The modeler shall run various scenario hurricane events through the model on the input exposure data. The referenced output forms shall be completed and ~~specified~~ loss files provided on CD in both Excel and PDF format as specified. The file names ~~should~~ shall include the abbreviated name of the modeler, the Standards year, and the Form name.

“FormAInput0607.xls” data set consists of one \$100,000 structure for each construction type for each ZIP Code in Florida. The data set contains 4,437 records. The following table is a description of the fields in the data set.

<u>No.</u>	<u>Field Name</u>	<u>Description</u>
1.	County Code	Federal Information Processing Standards (FIPS) County Code – see <i>Figure 1</i>
2.	ZIP Code	5-digit ZIP Code
3.	Construction Type	The following codes will be used: 1 = Wood Frame, 2 = Masonry, 3 = Mobile Home
4.	Deductible	±2% policy deductible for all records
5.	Total Insured Value - Structure	\$100,000 for all records
6.	Total Insured Value - Appurtenant Structures	\$10,000 for all records
7.	Total Insured Value - Contents	\$50,000 for all records
8.	Total Insured Value - Additional Living Expense	\$20,000 for all records

The modeler is directed to make the following assumptions with the analysis:

- Each structure is insured 100% to value
- Per Diem = \$150.00/day per policy, if used
- Number of stories = 1
- Occupancy type = Single Family Dwelling
- Year of Construction = 1980
- Tide at landfall is 0 meters
- If the model assumes different construction types other than those provided with the data, map the codes the Commission has provided to the appropriate codes. Provide a copy of this mapping and proper documentation describing the reason for the mapping.
- Verify that only population weighted centroids were used for the location of risks within the ZIP Code, where more specific locations were not available.

All other assumptions that the modeler must make with the analysis shall be reviewed with SBA staff. The intent is to keep all assumptions consistent among the modelers.

Figure 1

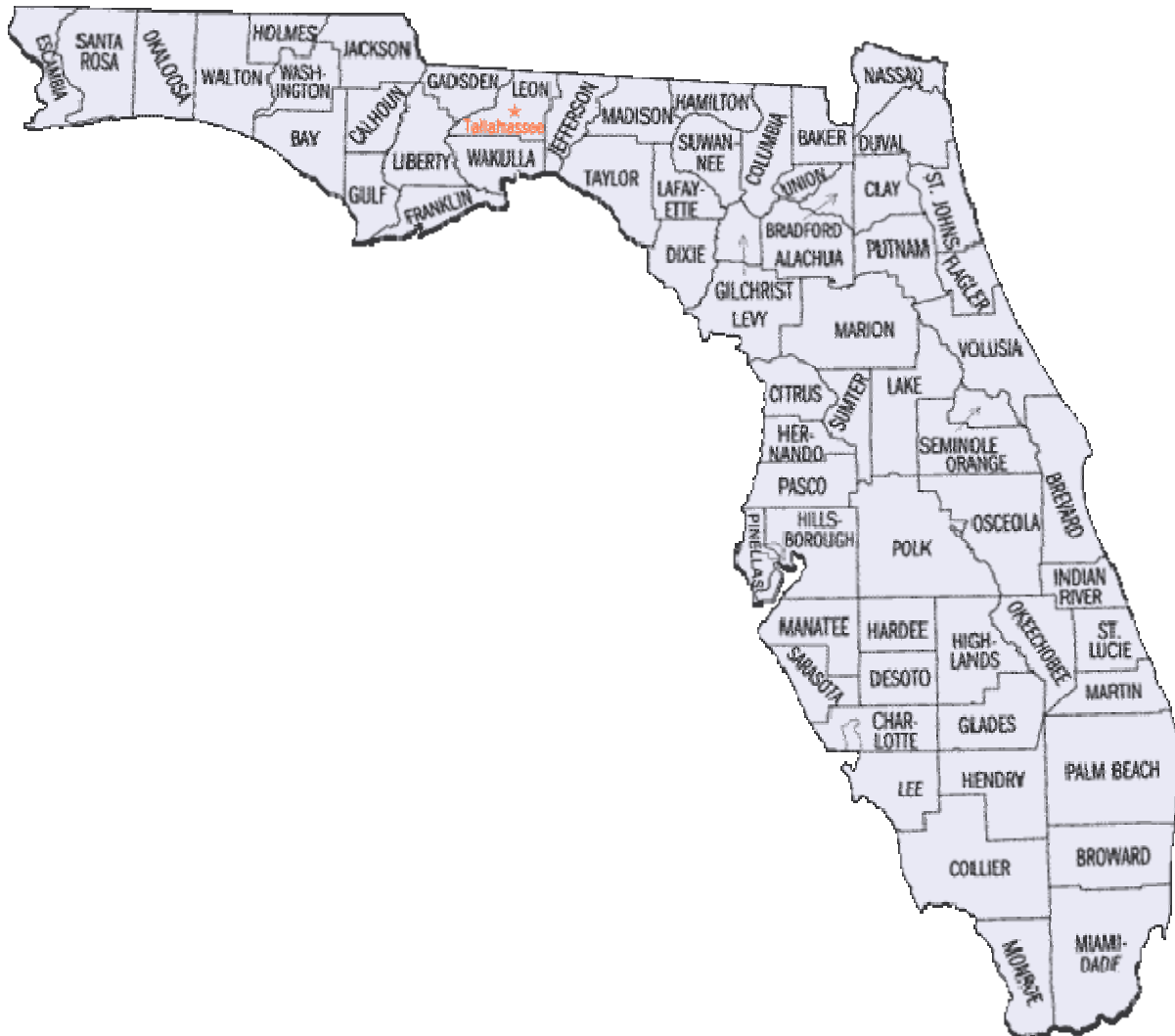
Florida County Codes

County Code	County Name	County Code	County Name	County Code	County Name
001	Alachua	049	Hardee	093	Okeechobee
003	Baker	051	Hendry	095	Orange
005	Bay	053	Hernando	097	Osceola
007	Bradford	055	Highlands	099	Palm Beach
009	Brevard	057	Hillsborough	101	Pasco
011	Broward	059	Holmes	103	Pinellas
013	Calhoun	061	Indian River	105	Polk
015	Charlotte	063	Jackson	107	Putnam
017	Citrus	065	Jefferson	109	St. Johns
019	Clay	067	Lafayette	111	St. Lucie
021	Collier	069	Lake	113	Santa Rosa
023	Columbia	071	Lee	115	Sarasota
027	De Soto	073	Leon	117	Seminole
029	Dixie	075	Levy	119	Sumter
031	Duval	077	Liberty	121	Suwannee
033	Escambia	079	Madison	123	Taylor
035	Flagler	081	Manatee	125	Union
037	Franklin	083	Marion	127	Volusia
039	Gadsden	085	Martin	129	Wakulla
041	Gilchrist	086	Miami-Dade	131	Walton
043	Glades	087	Monroe	133	Washington
045	Gulf	089	Nassau		
047	Hamilton	091	Okaloosa		

Note: These codes are derived from the Federal Information Processing Standards (FIPS) Codes.

Figure 2

State of Florida By County



Comparison of ~~2006-2007~~ Standards to ~~2005-2006~~ Standards

Standard	Title	Comments
General		
G-1	Scope of the Computer Model and Its Implementation	Significant Revision due to new Audit language
G-2	Qualifications of Modeler Personnel and Consultants	
G-3	Risk Location	
G-4	Independence of Model Components	Previously G-5. Former G-4 moved to Acceptability Process
G-5	Editorial Compliance	New Standard
Meteorological		
M-1	Base Hurricane Storm Set	Significant Revision
M-2	Hurricane <u>Parameters and</u> Characteristics	<u>Significant Revision due to new Disclosures and Audit language</u>
M-3	Landfall Intensity	Moved to M-5
M-4	Hurricane Probabilities	Previously M-4, Significant Revision
M-4	Hurricane Windfield Structure	New Standard
M-5	Landfall Friction and <u>Over-Land</u> Weakening <u>Methodologies</u>	<u>Previous M-3 added, Significant Revision</u>
M-6	Logical Relationships of Hurricane Characteristics	
Vulnerability		
V-1	Derivation of Vulnerability Functions	
V-2	Mitigation Measures	Significant Revision due to new Audit language
Actuarial		
A-1	Modeled Loss Costs	
A-2	Underwriting Assumptions	
A-3	Loss Costs Projections	Significant Revision
A-4	Demand Surge	New Standard
A-5	User Inputs	Previously A-4
A-6	Logical Relationship to Risk	Previously A-5
A-7	Deductibles and Policy Limits	Previously A-6
A-8	Contents	Previously A-7
A-9	Additional Living Expense (ALE)	Previously A-8
A-10	Output Ranges	Previously A-9
Statistical		
S-1	Modeled Results and Goodness-of-Fit	
S-2	Sensitivity Analysis for Model Output	
S-3	Uncertainty Analysis for Model Output	
S-4	County Level Aggregation	
S-5	Replication of Known Hurricane Losses	
S-6	Comparison of Projected Hurricane Loss Costs	
Computer		
C-1	Documentation	
C-2	Requirements	
C-3	Model Architecture and Component Design	
C-4	Implementation	
C-5	Verification	
C-6	Model Maintenance and Revision	
C-7	Security	

Note: The Commission has determined that “significant changes” are those that result in or have potential for changes to loss costs. The Commission may determine, in its judgment, whether a change is significant.

GENERAL STANDARDS

G-1 Scope of the Computer Model and Its Implementation*

*(*Significant Revision due to new Audit language)*

The computer model shall project loss costs for personal lines residential property from hurricane events.

Purpose: This Standard gives a high level view of the scope of the model to be reviewed, namely projecting loss costs for personal lines residential property from hurricane events.

Disclosures

1. Specify the model and program version number.
2. Provide a ~~concise~~ comprehensive summary of the model. This summary shall include a technical description of the model including each major component of the model used to produce personal lines residential loss costs in the State of Florida. Describe the theoretical basis of the model and include a description of the methodology, particularly the wind components, the damage components, and the insured loss components used in the model. The description ~~should~~ shall be complete and not reference unpublished work.
3. Provide a flow diagram that illustrates interactions among major model components.
4. Provide a comprehensive list of complete references pertinent to the submission by Standard grouping, according to professional citation standards.
5. Provide an ~~detailed~~ itemized description of all changes in the model from the prior year's submission.
6. Provide an itemized description of all substantive changes (identified by the modeler or the Professional Team) since the current year's initial submission, including all interim changes.

Audit

1. The main intent of the audit is to determine the capabilities of the model and to assess its implementation for purposes of Florida projected loss costs. Copies of all representative or primary technical papers that describe the underlying model theory shall be made available.
2. All software located within the model, used to compile data used by the model, used to validate the model, and used to project model loss costs (1) fall within the scope of the Computer Standards, and (2) will be reviewed interactively (viewed

simultaneously by all Professional Team members in conjunction with the review of each Standard).

3. Databases or data files relevant to the modeler's submission will be reviewed.

G-2 Qualifications of Modeler Personnel and Consultants

- A. Model construction, testing, and evaluation shall be performed by modeler personnel or consultants who possess the necessary skills, formal education, or experience to develop the relevant components for hurricane loss projection methodologies.**
- B. The model or any modifications to an accepted model shall be reviewed by either modeler personnel or consultants in the following professional disciplines: structural/wind engineering (licensed Professional Engineer), statistics (advanced degree), actuarial science (Associate or Fellow of Casualty Actuarial Society), meteorology (advanced degree), and computer/information science (advanced degree). These individuals shall be signatories on Forms G-1 through G-6 as applicable and shall abide by the standards of professional conduct if adopted by their profession.**

Purpose: Professional disciplines implicitly represented in Commission Standards (structural/wind engineering, statistics, actuarial science, meteorology, computer/information science) ~~should~~shall be represented among modeler staff and consultants.

Disclosures

1. Organization Background

- A. Describe the ownership structure of the modeling organization. Describe affiliations with other companies and the nature of the relationship, if any. Indicate if your organization has changed its name and explain the circumstances.
- B. If the model is developed by an entity other than a modeling company, describe its organizational structure and indicate how proprietary rights and control over the model and its critical components is exercised. If more than one entity is involved in the development of the model, describe all involved.
- C. If the model is developed by an entity other than a modeling company, describe the funding source for the model.
- D. Describe the modeler's services.
- E. Indicate how long the model has been used for analyzing insurance company exposures or other such uses. Describe these uses.
- F. Indicate if the modeling organization has ever been involved in litigation or challenged by a statutory authority where the credibility of one of its U.S. hurricane model versions was disputed. Describe the nature of the case and the conclusion.

2. Professional Credentials

A. Provide in a chart format (a) the highest degree obtained (discipline and University), (b) employment or consultant status and tenure in years, and (c) relevant experience and responsibilities of individuals involved in the primary development of or revisions to the following aspects of the model:

1. Meteorology
2. Vulnerability
3. Actuarial Science
4. Statistics
5. Computer Science

B. Identify any new employees or consultants (since the previous submission) working on the model.

C. Provide visual business workflow documentation connecting all personnel related to model design, testing, execution, maintenance, and decision-making.

D. Indicate specifically whether individuals listed in A. and B. are associated with the insurance industry, consumer advocacy group, or a government entity as well as their involvement with consulting activities.

3. Independent Peer Review

A. Provide dates of external independent peer reviews that have been performed on the following components as currently functioning in the model:

1. Meteorology
2. Vulnerability
3. Actuarial Science
4. Statistics
5. Computer Science

B. Provide documentation of independent peer reviews directly relevant to the modeler's responses to the current Standards, Disclosures, or Forms. Identify any unresolved or outstanding issues as a result of these reviews.

C. Describe the nature of any on-going or functional relationship the organization has with any of the persons performing the independent peer reviews.

4. Provide a completed Form G-1, General Standards Expert Certification.

5. Provide a completed Form G-2, Meteorological Standards Expert Certification.

6. Provide a completed Form G-3, Vulnerability Standards Expert Certification.

7. Provide a completed Form G-4, Actuarial Standards Expert Certification.

8. Provide a completed Form G-5, Statistical Standards Expert Certification.

9. Provide a completed Form G-6, Computer Standards Expert Certification.

Audit

1. The professional vitae of modeler personnel and consultants responsible for the current model and information on their predecessors if different than current personnel will be reviewed. Background information on individuals providing testimonial letters in the submission shall be provided.
2. Forms G-1, G-2, G-3, G-4, G-5, G-6, and all independent peer reviews of the model under consideration will be reviewed. Signatories on the individual Forms will be required to provide a description of their review process.
3. Discuss any incidents where modeler personnel or consultants have been found to have failed to abide by the standards of professional conduct adopted by their profession.

G-3 Risk Location

- A. ZIP Codes used in the model shall be updated at least every 24 months using information originating from the United States Postal Service. The United States Postal Service issue date of the updated information shall be reasonable.***
- B. ZIP Code centroids, when used in the model, shall be based on population data.***
- C. ZIP Code information purchased by the modeler shall be verified by the modeler for accuracy and appropriateness.***

Purpose: The ZIP Code information must be updated at least every two years. Interest in specific ZIP Codes arises in the context of logical relationship to risk or in projecting loss costs.

Disclosures

1. List the current ZIP Code databases used by the model and the components of the model to which they relate. Provide the effective (official United States Postal Service) date corresponding to the ZIP Code databases.
2. Describe in detail how invalid ZIP Codes are handled.

Audit

1. Provide geographic displays for all ZIP Codes. The location of specific centroids will be reviewed.
2. Provide the third party vendor, if applicable, and a complete description of the process used to validate ZIP Code information.

G-4 Independence of Model Components

The meteorological, vulnerability, and actuarial components of the model shall each be theoretically sound without compensation for potential bias from the other two components.

Purpose: This Standard requires that each of the three primary components be individually sound and operate independently of each other. For example, the model ~~should~~ shall not allow adjustments to the vulnerability components to compensate for apparent meteorological deficiencies (e.g., inflating damage to counteract for a deflated wind-field). In addition to each component of the model meeting its respective Standards, the interrelationship of the model components as a whole must be reasonable.

Audit

1. Demonstrate that the model components adequately portray hurricane phenomena and effects (damage and loss costs). Attention will be paid to an assessment of (1) the theoretical soundness of each component and (2) the basis of their integration. For example, a model would not meet this Standard if an artificial calibration adjustment had been made to improve the match of historical and model results for a specific hurricane.
2. Describe all changes in the model since the previous submission that might impact the independence of the model components.

G-5 Editorial Compliance*

*(*New Standard)*

All documents provided to the Commission throughout the review process shall be reviewed and edited by a person or persons with experience in reviewing technical documents who shall certify on Form G-7 that the submission has been personally reviewed.

Purpose: This Standard requires that a person or persons with experience in reviewing technical documents for grammatical correctness, typographical accuracy, and inaccurate citations, charts, or graphs has/have reviewed the modeler submission and certifies that the submission is in compliance with the Acceptability Process.

Disclosure

1. Provide a completed Form G-7, Editorial Certification.

Audit

1. Demonstrate that the person or persons who have reviewed the submission has had experience in reviewing technical documentation and such person or persons is familiar with the submission requirements as set forth in the Commission's *Report of Activities as of November 1, 2007*.
2. Describe all changes to the submission document since the prior year's submission that might impact the final document submission.
3. Demonstrate that the modeler submission has been reviewed for grammatical correctness, typographical accuracy, completeness, and error free regarding the inclusion of extraneous data or materials. Form G-7 will be reviewed.

Form G-1: General Standards Expert Certification

I hereby certify that I have personally reviewed the submission of _____
(Name of Model)

Version _____ for compliance with the ~~2006~~-2007 Standards adopted by the Florida Commission on Hurricane Loss Projection Methodology and hereby certify:

- 1) that the model meets the General Standards (G1 – ~~G4~~G5),
- 2) that the Disclosures and Forms related to the General Standards section contain accurate, reliable, unbiased, and complete information,
- 3) that my review was completed in accordance with the professional standards and code of ethical conduct for my profession, and
- 4) that in expressing my opinion I have not been influenced by any other party in order to bias or prejudice my opinion.

Name

Professional Credentials (Area of Expertise)

Signature (original submission)

Date

Signature (response to Deficiencies, if any)

Date

Signature (final submission)

Date

An updated signature is required following modifications to the model and any revisions to the original submission. If a signatory differs from the original signatory, provide the printed name and professional credentials for any new signatories.

NOTE: A facsimile or any properly reproduced signature will be acceptable to meet this requirement.

Form G-2: Meteorological Standards Expert Certification

I hereby certify that I have personally reviewed the submission of _____
(Name of Model)

Version _____ for compliance with the ~~2006~~-2007 Standards adopted by the Florida Commission on Hurricane Loss Projection Methodology and hereby certify:

- 1) that the model meets the Meteorological Standards (M1 – M6),
- 2) that the Disclosures and Forms related to the Meteorological Standards section contain accurate, reliable, unbiased, and complete information,
- 3) that my review was completed in accordance with the professional standards and code of ethical conduct for my profession, and
- 4) that in expressing my opinion I have not been influenced by any other party in order to bias or prejudice my opinion.

Name

Professional Credentials (Area of Expertise)

Signature (original submission)

Date

Signature (response to Deficiencies, if any)

Date

Signature (final submission)

Date

An updated signature is required following modifications to the model and any revisions to the original submission. If a signatory differs from the original signatory, provide the printed name and professional credentials for any new signatories.

NOTE: A facsimile or any properly reproduced signature will be acceptable to meet this requirement.

Form G-3: Vulnerability Standards Expert Certification

I hereby certify that I have personally reviewed the submission of _____
 (Name of Model)

Version _____ for compliance with the ~~2006~~-2007 Standards adopted by the Florida Commission on Hurricane Loss Projection Methodology and hereby certify:

- 1) that the model meets the Vulnerability Standards (V1 – V2),
- 2) that the Disclosures and Forms related to the Vulnerability Standards section contain accurate, reliable, unbiased, and complete information,
- 3) that my review was completed in accordance with the professional standards and code of ethical conduct for my profession, and
- 4) that in expressing my opinion I have not been influenced by any other party in order to bias or prejudice my opinion.

 Name

 Professional Credentials (Area of Expertise)

 Signature (original submission)

 Date

 Signature (response to Deficiencies, if any)

 Date

 Signature (final submission)

 Date

An updated signature is required following modifications to the model and any revisions to the original submission. [If a signatory differs from the original signatory, provide the printed name and professional credentials for any new signatories.](#)

NOTE: A facsimile or any properly reproduced signature will be acceptable to meet this requirement.

Form G-4: Actuarial Standards Expert Certification

I hereby certify that I have personally reviewed the submission of _____
(Name of Model)

Version _____ for compliance with the ~~2006~~-2007 Standards adopted by the Florida Commission on Hurricane Loss Projection Methodology and hereby certify:

- 1) that the model meets the Actuarial Standards (A1 – A10),
- 2) that the Disclosures and Forms related to the Actuarial Standards section contain accurate, reliable, unbiased, and complete information,
- 3) that my review was completed in accordance with the professional standards and code of ethical conduct for my profession, and
- 4) that in expressing my opinion I have not been influenced by any other party in order to bias or prejudice my opinion.

Name

Professional Credentials (Area of Expertise)

Signature (original submission)

Date

Signature (response to Deficiencies, if any)

Date

Signature (final submission)

Date

An updated signature is required following modifications to the model and any revisions to the original submission. [If a signatory differs from the original signatory, provide the printed name and professional credentials for any new signatories.](#)

NOTE: A facsimile or any properly reproduced signature will be acceptable to meet this requirement.

Form G-5: Statistical Standards Expert Certification

I hereby certify that I have personally reviewed the submission of _____
 (Name of Model)

Version _____ for compliance with the ~~2006~~-2007 Standards adopted by the Florida Commission on Hurricane Loss Projection Methodology and hereby certify:

- 1) that the model meets the Statistical Standards (S1 – S6),
- 2) that the Disclosures and Forms related to the Statistical Standards section contain accurate, reliable, unbiased, and complete information,
- 3) that my review was completed in accordance with the professional standards and code of ethical conduct for my profession, and
- 4) that in expressing my opinion I have not been influenced by any other party in order to bias or prejudice my opinion.

Name

Professional Credentials (Area of Expertise)

Signature (original submission)

Date

Signature (response to Deficiencies, if any)

Date

Signature (final submission)

Date

An updated signature is required following modifications to the model and any revisions to the original submission. [If a signatory differs from the original signatory, provide the printed name and professional credentials for any new signatories.](#)

NOTE: A facsimile or any properly reproduced signature will be acceptable to meet this requirement.

Form G-6: Computer Standards Expert Certification

I hereby certify that I have personally reviewed the submission of _____
(Name of Model)

Version _____ for compliance with the ~~2006~~-2007 Standards adopted by the Florida Commission on Hurricane Loss Projection Methodology and hereby certify:

- 1) that the model meets the Computer Standards (C1 – C7),
- 2) that the Disclosures and Forms related to the Computer Standards section contain accurate, reliable, unbiased, and complete information,
- 3) that my review was completed in accordance with the professional standards and code of ethical conduct for my profession, and
- 4) that in expressing my opinion I have not been influenced by any other party in order to bias or prejudice my opinion.

Name

Professional Credentials (Area of Expertise)

Signature (original submission)

Date

Signature (response to Deficiencies, if any)

Date

Signature (final submission)

Date

An updated signature is required following modifications to the model and any revisions to the original submission. [If a signatory differs from the original signatory, provide the printed name and professional credentials for any new signatories.](#)

NOTE: A facsimile or any properly reproduced signature will be acceptable to meet this requirement.

Form G-7: Editorial Certification

I/We hereby certify that I/we have personally reviewed the submission of _____

(Name of Model)
Version _____ for compliance with the “Process for Determining the
Acceptability of a Computer Simulation Model” adopted by the Florida Commission on
Hurricane Loss Projection Methodology in its *Report of Activities as of November 1, 2007*, and
hereby certify:

- 1) that the model submission is in compliance with the Commission’s Notification Requirements and General Standard G-5,
- 2) that the Disclosures and Forms related to each Standards section contain accurate and complete information and that any changes that have been made to the submission during the review process have been reviewed for completeness, for grammatical correctness, and for typographical errors,
- 3) that there are no incomplete responses, inaccurate citations, charts or graphs, or extraneous text or references,
- 4) that the current version of the model submission has been reviewed for grammatical correctness, typographical errors, completeness, the exclusion of extraneous data/information and is otherwise acceptable for publication, and
- 5) that in expressing my/our opinion I/we have not been influenced by any other party in order to bias or prejudice my/our opinion.

Name _____ Professional Credentials (Area of Expertise)

Signature (original submission) _____ Date

Signature (response to Deficiencies, if any) _____ Date

Signature (final submission) _____ Date

An updated signature is required following modifications to the model and any revisions to the original submission. If a signatory differs from the original signatory, provide the printed name and professional credentials for any new signatories.

NOTE: A facsimile or any properly reproduced signature will be acceptable to meet this requirement.

METEOROLOGICAL STANDARDS

M-1 Base Hurricane Storm Set*

(*Significant Revision)

A. ~~For Model validation of landfall and by-passing storm frequency in the stochastic storm set, the modeler shall be based upon use the latest updated Official Hurricane Set or the National Hurricane Center HURDAT starting at 1900 as of June 1, 2006-2007 (or later), HURDAT as of June 1, 2005 plus the 2005 and 2006 seasons, or HURDAT as of June 1, 2006 plus the 2006 season.~~ Complete additional season increments based on updates to HURDAT approved by the Tropical Prediction Center/National Hurricane Center are acceptable modifications to these storm sets. Peer reviewed atmospheric science literature can be used to justify modifications to the Base Hurricane Storm Set.

B. Any trends, weighting or partitioning shall be justified and consistent with currently accepted scientific literature and statistical techniques. Validation and comparison shall encompass the complete Base Hurricane Storm Set as well as any partitions.

Purpose: The Base Hurricane Storm Set covers the period 1900-~~2005~~2006. The primary use of this base hurricane storm set is in checking modeled versus historical hurricanes impacting Florida. ~~The National Hurricane Center HURDAT is an acceptable substitute for the Official Hurricane Set. If information is included prior to 1900, it should start at 1851.~~ Failure to update the Base Hurricane Storm Set through the ~~2005-2006~~ hurricane season is not acceptable.

~~The Official Hurricane Set will be discontinued in favor of the National Hurricane Center HURDAT at the completion of the HURDAT reanalysis project. In the interim, modelers may choose to transition to HURDAT earlier, but only using full hurricane season increments (hence the specified release date for HURDAT). It is envisaged that all models shall be based upon the complete National Hurricane Center HURDAT with the June 1, 2008 release.~~

The National Hurricane Center periodically updates the online version of HURDAT incorporating the latest approved reanalysis updates, including the latest hurricane season, and other modifications to historical storms if an error has been discovered. Since the online database is the source for HURDAT, a freeze date has been specified for the HURDAT version to be used. This freeze date represents the date HURDAT was downloaded from the website.

The Commission ~~is has providing provided~~ a multiple-year buffer for the transition between the ~~existing previous~~ Official Hurricane Set and the complete North Atlantic HURDAT. The phase-in of the National Hurricane

Center HURDAT as the Base Hurricane Set will ~~proceed as follows:~~be completed in the 2008 Report of Activities with the National Hurricane Center HURDAT valid June 1, 2008 that includes through the 2007 hurricane season.

~~2006 Report of Activities (includes through the 2005 hurricane season)~~

- ~~▪ Official Hurricane Set (2005 Official Hurricane Set + 2005 hurricane season)~~

~~or~~

- ~~▪ National Hurricane Center HURDAT valid June 1, 2005 + 2005 hurricane season~~

~~or~~

- ~~▪ National Hurricane Center HURDAT valid June 1, 2006~~

~~2007 Report of Activities (includes through the 2006 hurricane season)~~

- ~~▪ National Hurricane Center HURDAT valid June 1, 2005 + 2005 season + 2006 season~~

~~or~~

- ~~▪ National Hurricane Center HURDAT valid June 1, 2006 + 2006 season~~

~~or~~

- ~~▪ National Hurricane Center HURDAT valid June 1, 2007~~

~~2008 Report of Activities (includes through the 2007 hurricane season)~~

- ~~▪ National Hurricane Center HURDAT valid June 1, 2008~~

Disclosures

1. Identify the Base Hurricane Storm Set, the release date, and the time period included to develop and implement ~~for~~ landfall and by-passing storm frequencies into the model.
2. If the modeler has ~~modified~~ made any modifications to the Base Hurricane Storm Set related to landfall frequency and characteristics, provide justification for such modifications.
3. Where the model incorporates short-term or long-term modification of the historical data leading to differences between modeled climatology and that in the entire Base Hurricane Storm Set, describe how this is incorporated.
4. Provide a completed Form M-1, Annual Occurrence Rates.

Audit

1. The modeler's Base Hurricane Storm Set will be reviewed.
2. Reasoning and justification underlying any modification by the modeler to the Base Hurricane Storm Set will be reviewed.
3. Reasoning and justification underlying any short-term and long-term variations in annual storm frequencies incorporated in the model will be reviewed.

4. Modeled probabilities will be compared with observed hurricane frequency using methods documented in currently accepted scientific literature. The goodness-of-fit of modeled to historical hurricane frequencies for the four regions of Florida and overall as provided in Form M-1 will be reviewed.
5. Comparisons of modeled probabilities and characteristics from the complete historical record will be reviewed. Modeled probabilities from any subset, trend, or fitted function will be reviewed, compared, and justified against the complete historical record. In the case of partitioning, modeled probabilities from the partition and its complement will be reviewed and compared with the complete historical record.

M-2 Hurricane Parameters and Characteristics*

(*Significant Revision due to new Disclosures and Audit language)

Methods for depicting all modeled hurricane parameters and characteristics, including but not limited to wind-speed, radial distributions of wind and pressure, minimum central pressure, radius of maximum winds, strike probabilities, tracks, the spatial and time variant wind-fields, and conversion factors, shall be based on information documented by currently accepted scientific literature.

Purpose: This Standard requires that the modeler use only scientifically sound information for determining hurricane parameters and characteristics. The stochastic storm set ~~should~~shall depict realistic hurricane characteristics. Any differences in the treatment of hurricane parameters between historical and stochastic storms shall be justified.

A hurricane parameter is an input (generally stochastic) to the model. Examples of hurricane parameters are radius to maximum wind, maximum wind, profile factor, and instantaneous speed and direction of motion. Hurricane characteristics are outputs of the model. Examples of hurricane characteristics are modeled windspeed at a particular location, track, and intensity variation.

Disclosures

1. Identify the hurricane ~~characteristics~~parameters (e.g., central pressure or radius of maximum winds) that are used in the model. Describe the historical data used for each of these ~~characteristics~~parameters identifying all storms used.
2. Describe the dependencies among variables in the wind-field component and how they are represented in the model, including the mathematical dependence of modeled windfield as a function of distance and direction from the center position.
3. For hurricane parameters modeled as random variables, describe the probability distributions. Identify any parameters that have fixed values and provide justification.
4. Describe how any hurricane parameters are treated differently in the historical and stochastic storm sets (e.g., has a fixed value in one set and not the other).
- ~~3.~~5. State whether the model simulates surface winds directly or requires conversion between some other reference level or layer and the surface. Describe the process for converting ~~gradient~~the modeled vortex winds to surface winds including the treatment of the inherent uncertainties in the conversion factor with respect to location of the site compared to the radius of maximum winds over time. Justify the variation ~~of the gradient to~~in the surface winds conversion factor ~~relative to~~as a function of hurricane intensity.

~~4.6.~~ Describe how the wind-speeds generated in the wind-field model ~~were-are~~ converted from sustained to gust and identify the ~~average-averaging~~ time.

~~5.7.~~ Describe how the asymmetric ~~nature-structure~~ of hurricanes is ~~considered-represented~~ in the model.

~~6.8.~~ ~~Describe the stochastic hurricane tracks and discuss their appropriateness.~~ Describe the historical data used as the basis for the model's hurricane tracks. Discuss the appropriateness of the model stochastic hurricane tracks with reference to the historical storm database.

9. If the historical data are partitioned or modified, describe how the hurricane parameters are affected.

~~7.10.~~ Describe how the coastline is segmented (or partitioned) in determining the parameters for hurricane frequency used in the model. Provide the hurricane frequency distribution by intensity for each segment.

~~8.~~ ~~For hurricane characteristics modeled as random variables, describe the probability distributions.~~

~~9.11.~~ Identify any changes in Describe any evolution of the functional representation of hurricane ~~characteristics-parameters~~ during an individual storm ~~event~~ life cycle.

~~10.~~ ~~Describe how the model's wind field is consistent with the inherent differences in wind fields for such diverse storms as Hurricane Charley, Hurricane Katrina, and Hurricane Wilma, for example.~~

Audit

1. All hurricane ~~characteristics-parameters~~ used in the model will be reviewed.
2. Prepare graphical depictions of hurricane ~~characteristics-parameters~~ as used in the model. Describe and justify:
 - the data set basis for the fitted distributions,
 - the modeled dependencies among correlated ~~characteristics-parameters~~ in the wind-field component and how they are represented,
 - the asymmetric nature of hurricanes,
 - the fitting methods used and any smoothing techniques employed.
3. The goodness-of-fit of distributions to historical data will be reviewed.
- ~~4.~~ ~~For wind and/or pressure fields not previously reviewed, the modeler will present time-based contour animations (capable of being paused) to demonstrate scientifically reasonable wind field characteristics.~~
- ~~5.4.~~ The treatment of uncertainties associated with the conversion of gradient winds to surface winds will be compared with currently accepted literature. Variation of the conversion factor with storm intensity will be reviewed.

65. All modeler-~~specific~~ cited scientific literature provided in Standard G-1 will be reviewed to determine ~~acceptability~~applicability.
76. ~~Identify a~~All external data sources that affect model generated wind-fields will be identified and their appropriateness will be reviewed.
7. Describe the value(s) of the far-field pressure used in the model and approximate its sensitivity on the average annual zero deductible statewide loss costs.

M-3—Landfall Intensity

~~Models shall use maximum one-minute sustained 10-meter wind speed when defining hurricane landfall intensity. This applies both to the Base Hurricane Storm Set used to develop landfall strike probabilities as a function of coastal location and to the modeled winds in each hurricane which causes damage. The associated maximum one-minute sustained 10-meter wind speed shall be within the range of wind speeds (in statute miles per hour) categorized by the Saffir-Simpson scale.~~

~~Saffir-Simpson Hurricane Scale:~~

Category	Winds (mph)	Damage
1	74—95	Minimal
2	96—110	Moderate
3	111—130	Extensive
4	131—155	Extreme
5	Over 155	Catastrophic

~~Purpose: This Standard provides a consistent measure of hurricane wind speed and a consistent measure of hurricane intensity.~~

Disclosures

- ~~1. Define an “event” in the model. Discuss how storms that intensify or decay at or below the Category 1 level are accounted for in the model.~~
- ~~2. Describe how the model handles events with multiple landfalls and by-passing storms. Be specific with respect to how by-passing storms are handled in the model when the wind speeds are less than hurricane force winds.~~
- ~~3. Provide all model-derived characteristics of the Florida hurricane in the stochastic storm set with the greatest over-water intensity at the time of landfall.~~

Audit

- ~~1. Demonstrate that the hurricane intensity at landfall is consistent with the Saffir-Simpson wind range for the stochastic storm set.~~

M-43 Hurricane Probabilities*

*(*Significant Revision)*

- A. Modeled probability distributions ~~for~~ of hurricane parameters and characteristics ~~intensity, forward speed, radii for maximum winds, and storm heading~~ shall be consistent with historical hurricanes in the Atlantic basin.**
- B. Modeled hurricane probabilities shall reflect the Base Hurricane Storm Set used for category 1 to 5 hurricanes and shall be consistent with those observed for each coastal segment of Florida and neighboring states (Alabama, Georgia, and Mississippi).**

Purpose: This Standard requires that the modeled probability distributions of hurricane parameters and characteristics are consistent with those documented in currently accepted scientific literature. Consistent means that spatial distributions of modeled hurricane probabilities accurately depict those of vulnerable coastlines in Florida and adjacent states.

The probability of occurrence of hurricanes ~~should~~ shall reasonably reflect the historical record with respect to intensities and geographical locations. Extension beyond Florida boundaries demonstrates continuity of methodology.

Disclosures

1. List assumptions used in creating the hurricane characteristic databases.
2. List data sources used in developing probability distributions for all hurricane parameters and characteristics.
- ~~2.If the model incorporates short term and long term variations in annual storm frequencies, describe how this is incorporated.~~
- ~~3. Provide a completed Form M-1, Annual Occurrence Rates.~~

Audit

- ~~1.Modeled probabilities are compared with observed hurricane frequency using methods documented in currently accepted scientific literature. The goodness of fit of modeled to historical hurricane frequencies for the four regions of Florida and overall as provided in Form M-1 will be reviewed.~~
- 1.Demonstrate that the quality of fit extends beyond the Florida border by showing results for appropriate coastal segments in Alabama, Georgia, and Mississippi.
- 2.Describe and support the method of selecting stochastic storm tracks.

| 4.3. Describe and support the method of selecting storm track strike intervals. If strike locations are on a discrete set, show the landfall points for major metropolitan areas in Florida.

| 5.4. Provide any modeler specific research performed to develop the functions used for simulating model variables or to develop databases.

| ~~6. Describe any short term and long term variations in annual storm frequencies incorporated in the model.~~

M-4 Hurricane Windfield Structure*

*(*New Standard)*

A. Windfields generated by the model shall be consistent with observed historical storms affecting Florida.

B. The translation of land use and land cover or other source information to geographic surface roughness distribution shall be consistent with current state-of-the-science.

Purpose: This Standard requires that the windfield model be implemented consistently with the land use and land cover distribution and that the resulting surface windfield be representative of historical storms in Florida and adjacent states.

The methodology for treating both historical and stochastic storms is to be documented, including any variations between these storm sets.

Disclosures

1. Provide a rotational windspeed (y-axis) versus radius (x-axis) plot of the average or default symmetric wind profile used in the model and justify the choice of this wind profile.
2. If the model windfield has been modified in any way from the previous submission, provide a rotational windspeed (y-axis) versus radius (x-axis) plot of the average or default symmetric wind profile for both the new and old functions. The choice of average or default shall be consistent for the new and old functions.
3. If the model windfield has been modified in any way from the previous submission, describe variations between the new and old windfield functions with reference to historical storms.
4. Describe the relevance of the formulation of gust factor(s) used in the model.
5. Identify all non-meteorological variables that affect windspeed estimation (e.g., surface roughness, topography, etc.).
6. Provide the collection and publication dates of the land use and land cover data used in the model and justify their timeliness for Florida.
7. Describe the methodology used to convert land use and land cover information into a spatial distribution of roughness coefficients in Florida and adjacent states.
8. Demonstrate the consistency of the spatial distribution of model-generated winds with observed windfields for hurricanes affecting Florida.

9. Describe how the model's windfield is consistent with the inherent differences in windfields for such diverse storms as Hurricane Charley, Hurricane Katrina, and Hurricane Wilma.
10. Describe any variations in the treatment of the model windfield for stochastic versus historical storms and justify this variation.
11. Provide a completed Form M-2, Maps of Maximum Winds.

Audit

1. Provide any modeler-specific research performed to develop the windfield functions used in the model. Identify the databases used.
2. Provide any modeler-specific research performed to derive the roughness distributions for Florida and adjacent states.
3. The spatial distribution of surface roughness used in the model will be reviewed.
4. Identify other variables in the model that affect over-land surface windspeed estimation.
5. Provide detailed comparisons of the model windfield with Hurricane Charley, Hurricane Katrina, and Hurricane Wilma.
6. For windfield and/or pressure distributions not previously reviewed, the modeler will present time-based contour animations (capable of being paused) to demonstrate scientifically reasonable windfield characteristics.
7. Form M-2 will be reviewed.

M-5 Landfall Friction and Over-Land Weakening Methodologies*

(*Significant Revision)

A. The magnitude of land friction coefficients shall ~~be consistent with currently accepted scientific literature~~ incorporate relevant to current geographic surface roughness distributions and shall be implemented with appropriate geographic information system data.

B. The hurricane over-land weakening rate methodology used by the model shall be consistent with historical records.

C. Models shall use maximum one-minute sustained 10-meter windspeed when defining hurricane landfall intensity. This applies both to the Base Hurricane Storm Set used to develop landfall strike probabilities as a function of coastal location and to the modeled winds in each hurricane which causes damage. The associated maximum one-minute sustained 10-meter windspeed shall be within the range of windspeeds (in statute miles per hour) categorized by the Saffir-Simpson Scale.

Saffir-Simpson Hurricane Scale:

<u>Category</u>	<u>Winds (mph)</u>	<u>Damage</u>
<u>1</u>	<u>74 – 95</u>	<u>Minimal</u>
<u>2</u>	<u>96 – 110</u>	<u>Moderate</u>
<u>3</u>	<u>111 – 130</u>	<u>Extensive</u>
<u>4</u>	<u>131 – 155</u>	<u>Extreme</u>
<u>5</u>	<u>Over 155</u>	<u>Catastrophic</u>

Purpose: This Standard ensures that the required evaluation of intensity at landfall, weakening of hurricanes over-land, and the transition of winds from ocean to land is consistent with up-to-date~~currently accepted scientific literature depicting depictions of~~ appropriate surface boundary coefficients. The land use and land cover database used by the model ~~should~~shall be consistent with the current data for Florida. The transition of winds from over-water to over-land within the model ~~should~~shall be consistent with wind-field boundary layer dynamics.

Disclosures

1. Describe and justify the functional form of hurricane decay rates used by the model.

~~2. Describe the relevance of the gust factor used in the model.~~

~~3. Identify all non-meteorological variables that affect wind speed estimation (e.g., surface roughness, topography, etc.).~~

~~4. Provide the collection and publication dates of the land use and land cover data used in the model and justify their timeliness for Florida.~~

~~5.2. Provide a graphical representation of the modeled degradation rates for Florida hurricanes over time compared to wind observations. Reference to the Kaplan-DeMaria decay rates alone is not acceptable.~~

3. Describe the transition from over-water to over-land boundary layer simulated in the model.

~~6. The spatial distribution of model-generated winds should be demonstrated to be consistent with the observed winds.~~

~~7.4. Document any differences between the treatment of decay rates in the model of decay rates for stochastic hurricanes compared to historical hurricanes affecting Florida.~~

~~8. Provide a completed Form M-2, Maps of Maximum Winds.~~

Audit

~~• Identify other variables in the model that affect over-land wind speed estimation.~~

~~2.1. Maps depicting land friction effects are required. Describe the representation of land friction effects in the model. Describe the variation in over-land decay rates over land used in the model.~~

~~3.2. Comparisons of the model's weakening rates to weakening rates for historical Florida hurricanes will be reviewed.~~

~~4.3. Transition of winds from over-water to over-land (i.e. landfall) will be reviewed.~~

~~4. Form M-2 will be reviewed.~~

M-6 Logical Relationships of Hurricane Characteristics

- A. The magnitude of asymmetry shall increase as the translation speed increases, all other factors held constant.***
- B. The mean wind speed shall decrease with increasing surface roughness (friction), all other factors held constant.***

Purpose: This Standard requires the modeler to demonstrate physical consistency of the model wind-field.

Disclosure

1. Provide a completed Form M-3, Radius of Maximum Winds [and Radii of Standard Wind Thresholds](#).

Audit

1. Form M-3 and the modeler's sensitivity analyses provide the information used in auditing this Standard.
2. Justify the relationship between central pressure and radius of maximum winds.

Form M-1: Annual Occurrence Rates

A. Provide annual occurrence rates for landfall from the data set defined by marine exposure that the model generates by hurricane category (defined by wind-speed in the Saffir-Simpson scale) for the entire state of Florida and selected regions as defined in *Figure 3*. List the annual occurrence rate (probability of an event in a given year) per hurricane category. Annual occurrence rates ~~should~~ shall be rounded to two decimal places.

~~B.~~ The historical frequencies below have been derived from the ~~Commission's Official Hurricane Set.~~ ~~If the~~ National Hurricane Center's HURDAT as of June 1, 2007 ~~or other hurricanes in addition to the Official Hurricane Set as specified in Standard M-1 are used, then the historical frequencies should be modified accordingly.~~

~~C.~~ B. Describe model variations from the historical frequencies.

~~D.~~ C. Provide vertical bar graphs depicting distributions of hurricane frequencies by category by region of Florida (*Figure 3*) and for the neighboring states of Alabama/Mississippi and Georgia. For the neighboring states, statistics based on the closest milepost to the state boundaries used in the model are adequate.

D. If the data are partitioned or modified, the modeler shall provide the historical annual occurrence rates for the applicable partition (and its complement) or modification as well as the modeled annual occurrence rates in additional Form M-1s.

Modeled Annual Occurrence Rates

Category	Entire State		Region A – NW Florida		Region B – SW Florida	
	Historical	Modeled	Historical	Modeled	Historical	Modeled
1	0.22 25		0.08 10		0.08	
2	0.18 13		0.07 04		0.02	
3	0.19 16		0.06 03		0.06 05	
4	0.05 04		0.00		0.02	
5	0.02		0.00		0.01	

Category	Region C – SE Florida		Region D – NE Florida		Florida By-Passing Hurricanes	
	Historical	Modeled	Historical	Modeled	Historical	Modeled
1	0.06 07		0.00		0.05 00	
2	0.07 05		0.02		0.03 04	
3	0.07 08		0.00		0.04 02	
4	0.03 02		0.00		0.01	
5	0.01		0.00		0.00	

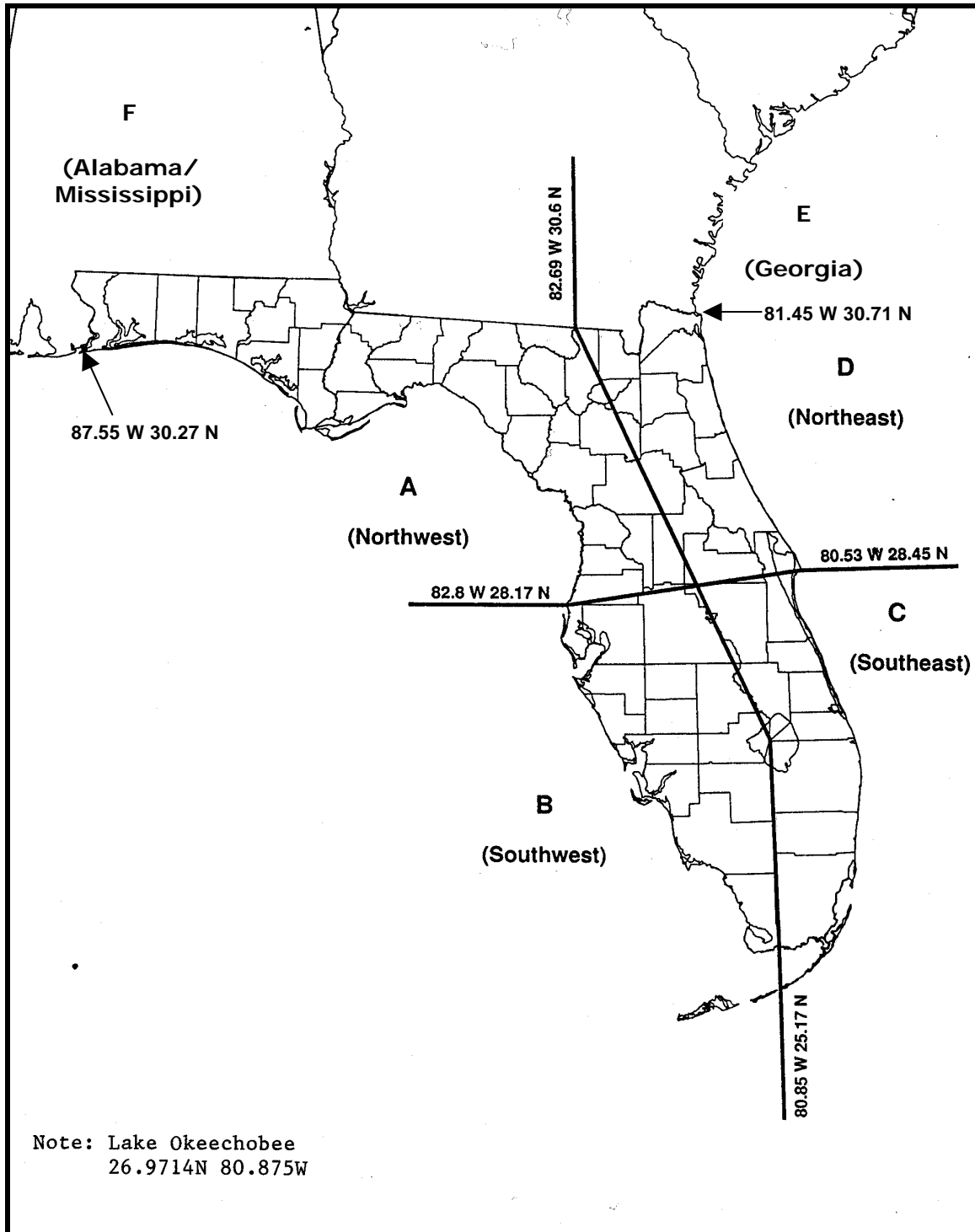
Category	Region E – Georgia		Region F – Alabama/Mississippi	
	Historical	Modeled	Historical	Modeled
1	0.03 00		0.07	
2	0.00 04		0.03	

3	0.00		0.06	
4	0.00		0.00	
5	0.00		0.01	

Note: Except where specified, Number of Hurricanes does not include By-Passing Storms. Each time a hurricane goes from water to land (once per region) it is counted as a landfall in the table above.

Figure 3

State of Florida and Neighboring States By Region



Form M-2: Maps of Maximum Winds

- A. Provide a-color ~~contour~~-maps of the maximum winds for the modeled version of the Base Hurricane Storm Set for both open terrain and actual terrain.
- B. Provide a-color ~~contour~~-maps of the maximum winds for a 100-year return period from the stochastic storm set for both open terrain and actual terrain.
- C. Provide the maximum winds plotted on each contour map.

“Actual terrain” is the roughness distribution used in the standard version of the model. “Open terrain” uses the same roughness value of 0.03 meters at all land points.

All maps shall be color coded at the ZIP Code level.

Maximum winds in these maps are defined as the maximum one-minute sustained winds over the terrain as modeled and recorded at each location.

The same color ~~contours~~-scheme and increments ~~should~~-shall be used for ~~both~~-all maps.

Use the following seven isotach values and interval color coding:

- (1) 40 mph Blue
- (2) 75 mph Medium Blue
- (3) 95 mph Light Blue
- (4) 110 mph Light Pink
- (5) 130 mph Pink
- (6) 140 mph Light Red
- (7) 155 mph Red

**Form M-3: Radius of Maximum Winds and
Radii of Standard Wind Thresholds**

- A. For the central pressures in the table below, provide ranges for 1) the radius of maximum winds (Rmax) used by the model to create the stochastic storm set and for the radii (R) of 2) Category 3 winds (> 110 mph), 3) Category 1 winds (> 73 mph), and 4) gale force winds (> 40 mph). This information should be readily calculated from the windfield formula input to the model and does not require running the stochastic storm set.
- B. Identify the other variables that influence Rmax.
- C. Provide a ~~representative scatter~~box plot of Central Pressure (x-axis) versus Rmax (y-axis) to demonstrate relative populations and continuity of sampled hurricanes in the stochastic storm set. ~~“Representative” means that the relative distribution of hurricane frequencies across both Central Pressure and Rmax ranges should be evident.~~

Central Pressure (mb)	Range of Rmax (mi)	<u>Range of R (>110 mph) (mi)</u>	<u>Range of R (>73 mph) (mi)</u>	<u>Range of R (>40 mph) (mi)</u>
900				
910				
920				
930				
940				
950				
955				
960				
965				
970				
975				
980				
985				
990				

~~OFFICIAL HURRICANE SET~~

			Landfall Code				Landfall Code			
11/1/2006 Standards			A				B			
Name	YYYYMMDD	Landfall-Code	Enter/Exit	Central Pressure	Wind Speed	Category	Enter/Exit	Central Pressure	Wind Speed	Category
NONAME 4	19010802	HRLA1MS1AL1								
NONAME 3	19030909	HRCL2AFL1	Enter	980	75	4				
NONAME 2	19060614	HRCL1								
NONAME 6	19060919	HRMS2AL2								
NONAME 8	19061008	HRCL2					Enter	967	125	3
NONAME 8	19091006	-By Passing HRLA3-MS2								
NONAME 5	19101009	HRBFL3					Enter	941	121	3
NONAME 1	19110808	HRAFL1-AL1	Enter	990	81	4				
NONAME 2	19110823	HRGA2SC2								
NONAME 3	19120910	HRAL1								
NONAME 4	19150831	HRAFL1	Enter	982	92	4				
NONAME 1	19160629	HRMS3AL3								
NONAME 13	19161012	HRAL2AFL2	Enter	974	115	2				
NONAME 14	19161111	HRBFL1					Enter	990	81	4
NONAME 3	19170921	HRAFL3	Enter	964	104	2				
NONAME 2	19190902	-By Passing								
NONAME 6	19211020	HRBFL3DFL2					Enter	952	104	2
NONAME 4	19240913	HRAFL1	Enter	994	75	4				
NONAME 7	19241014	HRBFL1					Enter	972	93	4
NONAME 2	19251129	HRBFL1					Enter	994	75	4
NONAME 1	19260722	HRDFL2								
NONAME 6	19260911	HRCL4BFL3AFL3-AL3	Enter	950	121	3	Exit	950	121	3
NONAME 10	19261014	-By Passing								
NONAME 1	19280803	HRCL2								
NONAME 4	19280906	HRCL4DFL2-GA1-SC1								
NONAME 2	19290922	HRCL3AFL2	Enter	980	75	4				
NONAME 3	19320826	HRAL1								
NONAME 5	19330725	HRATX2CFL1								
NONAME 12	19330831	HRCL3								
NONAME 2	19350829	HRBFL5AFL2	Enter	985	86	4	Enter	892	173	5
NONAME 6	19351030	HRCL2					Exit	973	75	4
NONAME 5	19360727	HRAFL3	Enter	973	90	4				
NONAME 2	19390807	HRCL1AFL1	Exit	990	80	4				
NONAME 3	19400805	HRGA2SC2								
NONAME 5	19411003	HRCL2BFL2AFL2	Enter	990	75	4	Exit	960	109	2
NONAME 11	19441012	HRBFL3DFL2					Enter	949	117	3
NONAME 1	19450620	HRAFL1	Enter	982	92	4				
NONAME 9	19450912	HRCL3								
NONAME 5	19461005	HRBFL1					Enter	993	75	4
NONAME 4	19470904	HRCL4-LA3-MS3BFL2					Exit	978	97	2
NONAME 8	19471009	HR-GA2-SC2CFL1					Enter	975	80	4
NONAME 7	19480918	HRBFL3CFL2					Enter	963	115	3
NONAME 8	19481003	HRCL2								
NONAME 2	19490823	HRCL3								
BAKER	19500820	HRAL1								
EASY	19500901	HRAFL3	Enter	958	102	2				
KING	19501013	HRCL3								
FLORENCE	19530923	HRAFL1	Enter	982	92	4				
FLOSSY	19560921	HR-LA2AFL1	Enter	974	92	4				
DONNA	19600829	HRBFL4-NC3-NY3DFL2-CT2-RI2-MA1-NH1-ME1					Enter	930	132	4
ETHEL	19600914	HRMS1								
CLEO	19640820	HRCL2								
DORA	19640828	HRDFL2								
ISBELL	19641008	HRBFL2CFL2					Enter	964	107	2
BETSY	19650827	HRCL3-LA3								
ALMA	19660604	HRAFL2	Enter	970	98	2				
INEZ	19660921	HRBFL1					Enter	977	76	4
GLADYS	19681013	HRAFL2DFL1	Enter	977	86	4				
CAMILLE	19690814	HRLA5MS5								
AGNES	19720614	HRAFL1-NY1-CT1	Enter	978	85	4				
ELOISE	19750913	HRAFL3	Enter	955	119	3				
DAVID	19790825	HRCL2DFL2-GA2-SC2								
FREDERIC	19790829	HRAL3MS3								
ELENA	19850828	-By Passing-AFL3HRAL3MS3								
KATE	19851115	HRAFL2	Enter	967	92	4				
FLOYD	19871009	HRBFL1					Enter	993	75	4
ANDREW	19920816	HRCL5BFL3-LA3					Exit	950	126	3
ERIN	19950731	HRCL1AFL2	Enter	974	98	2				
OPAL	19950927	HRAFL3	Enter	942	113	3				
DANNY	19970716	HRLA1AL1								
EARL	19980831	HRAFL1	Enter	987	81	4				
GEORGES	19980915	-By Passing-BFL2HRMS2								
IRENE	19991012	HRBFL1					Enter	987	80	4
CHARLEY	20040809	HRBFL4CFL1DFL1SC1NC1					Enter	941	150	4
FRANCES	20040825	HRCL2BFL1					Exit	969	92	4
IVAN	20040902	-By Passing-AFL3HRAL3								
JEANNE	20040913	HRCL3BFL1AFL1	Exit	965	86	4	Exit	965	86	4
DENNIS	20050704	HRAFL3	Enter	946	121	3				
KATRINA	20050823	HRCL1LA3MS3AL1								
RITA	20050918	-By Passing-LA3CTX2								
WILMA	20051015	HRBFL3CFL2					Enter	950	121	3
Total by Landfall-Code						26				26
The Codes: AFL = Northwest Florida; BFL = Southwest Florida; CFL = Southeast Florida; DFL = Northeast Florida										
NOTE: Category defined by wind speed; HURDAT Landfall Code defined by central pressure										

Name	YYYYMMDD	Landfall-Code C				Landfall-Code D				Landfall-Code By-Pass				Adjacent States								
		Enter/Exit	Central Pressure	Wind Speed	Category	Enter/Exit	Central Pressure	Wind Speed	Category	Region Affected	Central Pressure	Wind Speed	Category	State	Category	State	Category					
NONAME 4	19010802																	MS	1	AL	1	
NONAME 3	19030909	Enter	977	98	2																	
NONAME 2	19060614	Enter	979	86	4																	
NONAME 3	19060919																	MS	2	AL	2	
NONAME 3	19061008	Exit	967	81	4																	
NONAME 3	19091006									C	978	98	2	MS	2							
NONAME 5	19101009																					
NONAME 4	19110808																					
NONAME 2	19110823													GA	2							
NONAME 3	19120910													AL	4							
NONAME 4	19150831																					
NONAME 1	19160629													MS	3	AL	3					
NONAME 13	19161012																					
NONAME 14	19161111																					
NONAME 3	19170921																					
NONAME 2	19190902																					
NONAME 3	19211020					Exit	980	92	4		B	929	132	4								
NONAME 4	19240913																					
NONAME 7	19241014																					
NONAME 2	19251129																					
NONAME 1	19260722					Enter	960	109	2													
NONAME 3	19260911	Enter	931	134	4																	
NONAME 10	19261014									E	968	110	2									
NONAME 1	19280803	Enter	977	98	2																	
NONAME 4	19280906	Enter	935	128	3																	
NONAME 2	19290922	Enter	948	114	3																	
NONAME 3	19320826													AL	4							
NONAME 5	19330725	Enter	990	81	4																	
NONAME 12	19330831	Enter	948	132	4																	
NONAME 2	19350829																					
NONAME 3	19351030	Enter	973	75	4																	
NONAME 5	19360727																					
NONAME 2	19390807	Enter	990	81	4																	
NONAME 3	19400805													GA	2							
NONAME 5	19411003	Enter	954	121	3																	
NONAME 11	19441012																					
NONAME 1	19450620																					
NONAME 3	19450912	Enter	954	116	3																	
NONAME 5	19461005																					
NONAME 4	19470904	Enter	947	125	3																	
NONAME 3	19471009	Exit	993	85	1									GA	2							
NONAME 7	19480918	Exit	964	92	4																	
NONAME 3	19481003	Enter	963	86	4																	
NONAME 2	19490823	Enter	954	116	3																	
BAKER	19500820																	AL	4			
EASY	19500901																					
KING	19501013	Enter	955	112	3																	
FLORENCE	19530923																					
FLOSSY	19560921																					
DONNA	19600829					Exit	969	110	2													
ETHEL	19600914													MS	4							
CLEO	19640820	Enter	967	99	2																	
DORA	19640828					Enter	961	99	2													
ISBELL	19641008	Exit	968	105	2																	
BETSY	19650827	Enter	952	115	3																	
ALMA	19660604																					
INEZ	19660921																					
GLADYS	19681013					Exit	966	86	4													
CAMILLE	19690814													MS	5							
AGNES	19720614																					
ELOISE	19750913																					
DAVID	19790825	Enter	968	98	2	Exit	971	98	2					GA	2							
FREDERIC	19790829													AL	3	MS	3					
ELENA	19850828									A	953	127	3	AL	3	MS	3					
KATE	19851115																					
FLOYD	19871009																					
ANDREW	19920816	Enter	922	165	5																	
ERIN	19950731	Enter	984	86	4																	
OPAL	19950927																					
DANNY	19970716													AL	4							
EARL	19980831																					
GEORGES	19980915									B	975	104	2	MS	2							
IRENE	19991012	Exit	984	75	4																	
CHARLEY	20040809	Exit	970	86	4	Exit	970	86	4													
FRANCES	20040825	Enter	960	104	2																	
IVAN	20040902									A	946	121	3	AL	3							
JEANNE	20040913	Enter	950	121	3																	
DENNIS	20050704																					
KATRINA	20050823	Enter	984	81	4									MS	3							
RITA	20050918									B	974	62	2									
WILMA	20051015	Exit	955	110	2																	
					31				7				7									

VULNERABILITY STANDARDS

V-1 Derivation of Vulnerability Functions

- A. Development of the vulnerability functions is to be based on a combination of the following: (1) historical data, (2) tests, (3) structural calculations, (4) expert opinion, or (5) site inspections. Any development of the vulnerability functions based on structural calculations or expert opinion shall be supported by tests, site inspections, or historical data.***
- B. The method of derivation of the vulnerability functions shall be theoretically sound.***
- C. Any modification factors/functions to the vulnerability functions or structural characteristics and their corresponding effects shall be clearly defined and be theoretically sound.***
- D. Construction type and construction characteristics shall be used in the derivation and application of vulnerability functions.***
- E. In the derivation and application of vulnerability functions, assumptions concerning building code revisions and building code enforcement shall be justified.***
- F. Vulnerability functions shall be separately derived for building structures, mobile homes, appurtenant structures, contents, and additional living expense.***
- G. The minimum wind-speed that generates damage shall be reasonable.***

Purpose: The development of vulnerability functions ~~should~~shall not be based exclusively on structural calculations or expert opinion. Use of structural calculations or expert opinion ~~should~~shall be supported by site inspections, tests, and historical data, and their use ~~should~~shall be appropriate.

The development of vulnerability functions ~~should~~shall be documented with respect to the sources, including data and calculations derived from site inspections and engineering judgment.

The effects of building codes and their enforcement that affect the vulnerability functions ~~should~~shall be considered and be reasonably represented in the model.

Separate vulnerability functions are required for building structures, mobile homes, appurtenant structures, contents, and additional living expense.

Damage certainly occurs above the hurricane threshold of 74 mph, but can also occur for wind-speeds well below this threshold.

Disclosures

1. Provide a flow chart documenting the process by which the vulnerability functions are derived and implemented.
2. Describe the nature and extent of actual insurance claims data used to develop the model's vulnerability functions. Describe in detail what is included, such as, number of policies, number of insurers, date of loss, and number of units of dollar exposure, separated into personal lines, commercial, and mobile home.
3. Summarize site inspections, including the source, and a brief description of the resulting use of these data in development, validation, or verification of vulnerability functions.
4. Describe the research used in the development of the model's vulnerability functions.
5. Describe the number of categories of the different vulnerability functions. Specifically, include descriptions of the structure types, lines of business, and coverages in which a unique vulnerability function is used.
6. Identify the one-minute average sustained wind-speed at which the model begins to estimate damage.
7. Describe how the duration of wind-speeds at a particular location over the life of a hurricane is considered.
8. Provide a completed Form V-1, One Hypothetical Event.

Audit

1. Historical data ~~should~~shall be available in the original form with explanations for any changes made and descriptions of how missing or incorrect data were handled. To the extent that historical data are used to develop vulnerability functions, demonstrate the goodness-of-fit of the data to fitted models. Complete reports detailing loading conditions and damage suffered are required for any test data used. Complete structural calculations shall be presented so that a variety of different structure types and construction characteristics may be selected for review. The basis for expert opinion and original site inspection reports ~~should~~shall be available for review.
2. Copies of any papers, reports, and studies used in the development of the vulnerability functions ~~should~~shall be available for review. Copies of all public record documents used may be requested for review.

3. Multiple samples of vulnerability functions for building structures, mobile homes, appurtenant structures, contents, and additional living expense ~~should~~shall be available. The magnitude of logical changes among these items for a given wind speed shall be explained and validation materials ~~should~~shall be available.
4. Justify the construction types and characteristics used, and provide validation of the range and direction of the variations in damage.
5. Document and justify all modifications to the vulnerability functions due to building codes and their enforcement.
6. Provide validation material for the disclosed minimum wind-speed. Provide the computer code showing the inclusion of the minimum wind-speed at which damage occurs.
7. Form V-1 will be reviewed.

V-2 Mitigation Measures*

(*Significant Revision due to new Audit language)

A. Modeling of mitigation measures to improve a structure's wind resistance and the corresponding effects on vulnerability shall be theoretically sound. These measures shall include fixtures or construction techniques that enhance:

- **Roof strength**
- **Roof covering performance**
- **Roof-to-wall strength**
- **Wall-to-floor-to-foundation strength**
- **Opening protection**
- **Window, door, and skylight strength.**

B. Application of mitigation measures shall be empirically justified both individually and in combination.

Purpose: Florida Statutes require rate filings to include, but not be limited to, the fixtures or construction techniques listed in this Standard. Subsequent Florida Office of Insurance Regulation "Informational Memorandum" refers to a public domain study and further defines the items required:

1. Enhanced roof strength. Example: Braced gable end roof.
2. Enhanced roof covering performance. Example: Roof covering materials that comply with the Florida Building Code ("110 mph" rated shingle).
3. Enhanced roof-to-wall strength. Example: Hurricane clips or straps, increased size or decreased spacing of nails in roof deck attachment.
4. Enhanced wall-to-floor-to-foundation strength. Example: Stronger anchor bolts or closer spacing of anchors.
5. Opening protection. Example: shutter products.
6. Window, door, and skylight strength. Example: Impact resistant glazing.

Also listed are items that ~~should~~shall be considered:

1. Roof shape – Hip roof (sloping ends and sloping sides down to the roof eaves line).
2. Wall construction – Wood frame, unreinforced or reinforced masonry.
3. Opening protection for non-glazed openings – Doors and garage doors.

4. Gable end bracing for roof shapes other than hip roof.

It is necessary to account for the total impact that the use of multiple mitigation measures will have on damage. When multiple mitigation measures are used, the effect on damage may not be the sum of the effects of the individual measures.

Disclosures

1. Provide a completed Form V-2, Mitigation Measures – Range of Changes in Damage.
2. Provide a description of the mitigation measures used by the model that are not listed in Form V-2.
3. Describe how mitigation is implemented in the model. Identify any assumptions.

Audit

1. Forms V-2 and V-3 provide the information used in auditing this Standard.
2. Individual mitigation measures as well as total effect on damage due to use of multiple mitigation measures will be reviewed. Any variation in the change over the range of wind-speeds for individual and multiple mitigation measures will be reviewed.
3. Mitigation measures used by the model that are not listed as required in this Standard will be disclosed and shown to be theoretically sound and reasonable.

Form V-1: One Hypothetical Event

A. Wind-speeds for 336 ZIP Codes are provided in the file named “*FormVIIInput076.xls*.” The wind-speeds and ZIP Codes represent a hypothetical hurricane track. The modeler is instructed to model the sample exposure data provided in the file named “*FormAIIInput076.xls*” against these wind-speeds at the specified ZIP Codes and provide the damage ratios summarized by wind-speed (mph) and construction type.

The wind-speeds provided are one-minute sustained 10-meter wind-speeds. The sample exposure data provided consists of three structures (one of each construction type – wood frame, masonry, and mobile home) individually placed at the population centroid of each of the ZIP Codes provided. Each ZIP Code is subjected to a specific wind-speed. For completing Part A, Estimated Damage for each individual wind-speed range is the sum of Ground Up Loss~~loss~~ to all structures in the ZIP Codes subjected to that individual wind-speed range, excluding demand surge and storm surge. Subject Exposure is all exposures in the ZIP Codes subjected to that individual wind-speed range. For completing Part B, Estimated Damage is the sum of the Ground Up Loss~~loss~~ to all structures of a specific type (wood frame, masonry, or mobile home) in all of the wind-speed ranges, excluding demand surge and storm surge. Subject Exposure is all exposures of that specific type in all of the ZIP Codes.

One reference structure for each of the construction types ~~should~~shall be placed at the population ~~center~~centroid of the ZIP Codes. Do not include contents, appurtenant structures, or ALE.

<p><u>Reference Frame Structure:</u></p> <ul style="list-style-type: none"> One story Unbraced gable end roof Normal shingles (55mph) ½” plywood deck 6d nails, deck to roof members Toe nail truss to wall anchor Wood framed exterior walls 5/8” diameter anchors at 48” centers for wall/floor/foundation connections No shutters Standard glass windows No door covers No skylight covers Constructed in 1980 	<p><u>Reference Masonry Structure:</u></p> <ul style="list-style-type: none"> One story Unbraced gable end roof Normal shingles (55mph) ½” plywood deck 6d nails, deck to roof members Toe nail truss to wall anchor Masonry exterior walls No vertical wall reinforcing No shutters Standard glass windows No door covers No skylight covers Constructed in 1980
<p><u>Reference Mobile Home Structure:</u></p> <ul style="list-style-type: none"> Tie downs Single unit Manufactured in 1980 	

B. Confirm that the structures used in completing the Form are identical to those in the above table. If additional non-structural assumptions are necessary to complete this Form (for example, regarding duration or surface roughness), the modeler ~~should~~shall provide the

reasons why the assumptions were necessary as well as a detailed description of how they were included.

C. Provide a plot of the Form V-1, Part A data.

Form V-1: One Hypothetical Event

Part A

Wind Speed <u>speed</u> (mph)	Estimated Damage/ Subject Exposure
41 – 50	_____
51 – 60	_____
61 – 70	_____
71 – 80	_____
81 – 90	_____
91 – 100	_____
101 – 110	_____
111 – 120	_____
121 – 130	_____
131 – 140	_____
141 – 150	_____
151 – 160	_____
161 – 170	_____

Part B

Construction Type	Estimated Damage/ Subject Exposure
Wood Frame	_____
Masonry	_____
Mobile Home	_____

Form V-2: Mitigation Measures – Range of Changes in Damage

- A. Provide the change in the zero deductible personal residential reference structure damage rate (not loss cost) for each individual mitigation measure listed in Form V-2 as well as for the combination of the four mitigation measures provided for the Mitigated Frame Structure and the Mitigated Masonry Structure below.
- B. If additional assumptions are necessary to complete this Form (for example, regarding duration or surface roughness), the modeler ~~should~~shall provide the rationale for the assumptions as well as a detailed description of how they are included.
- C. Provide this Form on CD in both Excel and PDF format. The file name ~~should~~shall include the abbreviated name of the modeler, the Standards year, and the Form name. A hard copy of Form V-2 ~~should~~shall be included in the submission.

<p><u>Reference Frame Structure:</u></p> <ul style="list-style-type: none"> One story Unbraced gable end roof Normal shingles (55mph) ½” plywood deck 6d nails, deck to roof members Toe nail truss to wall anchor Wood framed exterior walls 5/8” diameter anchors at 48” centers for wall/floor/foundation connections No shutters Standard glass windows No door covers No skylight covers Constructed in 1980 	<p><u>Reference Masonry Structure:</u></p> <ul style="list-style-type: none"> One story Unbraced gable end roof Normal shingles (55mph) ½” plywood deck 6d nails, deck to roof members Toe nail truss to wall anchor Masonry exterior walls No vertical wall reinforcing No shutters Standard glass windows No door covers No skylight covers Constructed in 1980
<p><u>Mitigated Frame Structure:</u></p> <ul style="list-style-type: none"> Rated shingles (110mph) 8d nails, deck to roof members Truss straps at roof Plywood Shutters 	<p><u>Mitigated Masonry Structure:</u></p> <ul style="list-style-type: none"> Rated shingles (110mph) 8d nails, deck to roof members Truss straps at roof Plywood Shutters

Reference and mitigated structures are \$100,000 fully insured structures with a zero deductible policy as indicated under “Owners” Policy Type for Form A-6.

Place the reference structure at the population centroid for ZIP Code 33921 located in Lee County.

[Windspeeds used in the Form are one-minute sustained 10-meter windspeeds.](#)

Form V-2: Mitigation Measures – Range of Changes in Damage

INDIVIDUAL MITIGATION MEASURES		PERCENTAGE CHANGES IN DAMAGE ((REFERENCE DAMAGE RATE - MITIGATED DAMAGE RATE) / REFERENCE DAMAGE RATE) * 100									
		FRAME STRUCTURE					MASONRY STRUCTURE				
		WIND SPEED (MPH)					WIND SPEED (MPH)				
		60	85	110	135	160	60	85	110	135	160
REFERENCE STRUCTURE		—	—	—	—	—	—	—	—	—	
ROOF STRENGTH											
	BRACED GABLE ENDS										
	HIP ROOF										
ROOF COVERING											
	RATED SHINGLES (110 MPH)										
	MEMBRANE										
	NAILING OF DECK	8d									
ROOF-WALL STRENGTH											
	CLIPS										
	STRAPS										
WALL- FLOOR STRENGTH											
	TIES OR CLIPS										
	STRAPS										
WALL-FOUNDATION STRENGTH											
	LARGER ANCHORS OR CLOSER SPACING					—	—	—	—	—	
	STRAPS					—	—	—	—	—	
	VERTICAL REINFORCING	—	—	—	—	—					
OPENING PROTECTION	WINDOW										
	SHUTTERS	PLYWOOD									
		STEEL									
		ENGINEERED									
	DOOR AND SKYLIGHT COVERS										
WINDOW, DOOR, SKYLIGHT STRENGTH	WINDOWS										
	LAMINATED										
	IMPACT GLASS										
MITIGATION MEASURES IN COMBINATION		PERCENTAGE CHANGES IN DAMAGE ((REFERENCE DAMAGE RATE - MITIGATED DAMAGE RATE) / REFERENCE DAMAGE RATE) * 100									
		FRAME STRUCTURE					MASONRY STRUCTURE				
		WIND SPEED (MPH)					WIND SPEED (MPH)				
		60	85	110	135	160	60	85	110	135	160
STRUCTURE											
	MITIGATED STRUCTURE										

Form V-3: Mitigation Measures – Mean Damage Ratio
Trade Secret List Item

- A. Provide the mean damage ratio to the reference structure for each individual mitigation measure listed in Form V-3 as well as the percent damage for the combination of the four mitigation measures provided for the Mitigated Frame Structure and the Mitigated Masonry Structure below.
- B. If additional assumptions are necessary to complete this Form (for example, regarding duration or surface roughness), the modeler ~~should~~shall provide the rationale for the assumptions as well as a detailed description of how they are included.
- C. Provide a graphical representation of the vulnerability curves for the reference structure and the fully mitigated structure.

<p><u>Reference Frame Structure:</u></p> <ul style="list-style-type: none"> One story Unbraced gable end roof Normal shingles (55mph) ½” plywood deck 6d nails, deck to roof members Toe nail truss to wall anchor Wood framed exterior walls 5/8” diameter anchors at 48” centers for wall/floor/foundation connections No shutters Standard glass windows No door covers No skylight covers Constructed in 1980 	<p><u>Reference Masonry Structure:</u></p> <ul style="list-style-type: none"> One story Unbraced gable end roof Normal shingles (55mph) ½” plywood deck 6d nails, deck to roof members Toe nail truss to wall anchor Masonry exterior walls No vertical wall reinforcing No shutters Standard glass windows No door covers No skylight covers Constructed in 1980
<p><u>Mitigated Frame Structure:</u></p> <ul style="list-style-type: none"> Rated shingles (110mph) 8d nails, deck to roof members Truss straps at roof Plywood Shutters 	<p><u>Mitigated Masonry Structure:</u></p> <ul style="list-style-type: none"> Rated shingles (110mph) 8d nails, deck to roof members Truss straps at roof Plywood Shutters

Reference and mitigated structures are \$100,000 fully insured structures with a zero deductible policy as indicated under “Owners” Policy Type for Form A-6.

Place the reference structure at the population centroid for ZIP Code 33921 located in Lee County.

[Windspeeds used in the Form are one-minute sustained 10-meter windspeeds.](#)

Form V-3: Mitigation Measures – Mean Damage Ratio

Trade Secret List Item

INDIVIDUAL MITIGATION MEASURES		MEAN DAMAGE RATIO									
		FRAME STRUCTURE					MASONRY STRUCTURE				
		WIND-SPEED (MPH)					WIND-SPEED (MPH)				
		60	85	110	135	160	60	85	110	135	160
	REFERENCE STRUCTURE	—	—	—	—	—	—	—	—	—	
ROOF STRENGTH	BRACED GABLE ENDS										
	HIP ROOF										
ROOF COVERING	RATED SHINGLES (110 MPH)										
	MEMBRANE										
	NAILING OF DECK 8d										
ROOF-WALL STRENGTH	CLIPS										
	STRAPS										
WALL-FLOOR STRENGTH	TIES OR CLIPS										
	STRAPS										
WALL-FOUNDATION STRENGTH	LARGER ANCHORS OR CLOSER SPACING						—	—	—	—	
	STRAPS						—	—	—	—	
	VERTICAL REINFORCING	—	—	—	—	—					
OPENING PROTECTION	WINDOW SHUTTERS										
	PLYWOOD										
	STEEL										
	ENGINEERED										
	DOOR AND SKYLIGHT COVERS										
WINDOW, DOOR, SKYLIGHT STRENGTH	WINDOWS										
	LAMINATED										
	IMPACT GLASS										
MITIGATION MEASURES IN COMBINATION		MEAN DAMAGE RATIO									
		FRAME STRUCTURE					MASONRY STRUCTURE				
		WIND-SPEED (MPH)					WIND-SPEED (MPH)				
		60	85	110	135	160	60	85	110	135	160
STRUCTURE	MITIGATED STRUCTURE										

ACTUARIAL STANDARDS

A-1 Modeled Loss Costs

Modeled loss costs shall reflect all damages from storms that reach hurricane strength and produce minimum damaging wind—speeds or greater on land in Florida.

Purpose: Loss costs ~~should~~shall only include damages in Florida resulting from an event modeled as a hurricane consistent with Florida Statutes. The event ~~should~~shall include all such damage caused by a hurricane that makes landfall in Florida as a hurricane or by-passes Florida as a hurricane but comes close enough to cause damaging winds in Florida.

Disclosure

1. Describe how damage from model generated storms (landfalling and by-passing) is excluded or included in the calculation of loss costs for the state of Florida.

Audit

1. The model will be reviewed to determine that the definition of an event in the model is consistent with Standard A-1.
2. The model will be reviewed to determine that by-passing storms and their effects are considered in a manner that is consistent with Standard A-1.

A-2 Underwriting Assumptions

- A. When used in the modeling process or for verification purposes, adjustments, edits, inclusions, or deletions to insurance company input data used by the modeler shall be based upon accepted actuarial, underwriting, and statistical procedures.**
- B. For loss cost estimates derived from or validated with historical insured hurricane losses, the assumptions in the derivations concerning (1) construction characteristics, (2) policy provisions, (3) claim payment practices, and (4) relevant underwriting practices underlying those losses, as well as any actuarial modifications, shall be appropriate.**

Purpose: Insurance company data used in model development ~~should~~shall include appropriate insurer or modeler adjustments that do not diminish the usefulness of the data.

Loss costs may be significantly impacted by the way in which insurers pay claims following a hurricane event. To appropriately use historical insurer claims data to verify modeled loss costs it is important that insurer claim practices are understood and that the effects of insurer claim practices on the loss costs are explained.

Disclosures

1. Identify the assumptions used to develop loss costs for unknown residential construction types.
2. Describe how the modeled loss costs take into consideration storm surge and flood damage to the infrastructure.
3. Describe the assumptions included in model development and validation concerning insurance company claim payment practices.
4. Identify depreciation assumptions and describe the methods and assumptions used to reduce insured losses on account of depreciation. Provide a sample calculation for determining the amount of depreciation and the actual cash value (ACV) losses.
5. Identify property value assumptions and describe the methods and assumptions used to determine the true property value and associated losses. Provide a sample calculation for determining the property value and guaranteed replacement cost losses.
6. Describe how loss adjustment expenses are considered within the loss cost estimates.

Audit

1. Demonstrate how the claim practices of insurance companies are accounted for when claims data for those insurance companies are used to develop or to verify model calculations. For example, the level of damage the insurer considers a loss to be a “total loss.” Provide the methods used to delineate among the insurer claim practices in the use of historical claims data to verify model outputs.

A-3 Loss Cost Projections*

*(*Significant Revision)*

- A. Loss cost projections produced by hurricane loss projection models shall not include expenses, risk load, investment income, premium reserves, taxes, assessments, or profit margin.**
- B. Loss cost projections shall not make a prospective provision for economic inflation.**

Purpose: Loss costs represent the expected annual loss per \$1000 exposure. Other “expense and profit loads” such as those listed in the Standard are included in rate filings and are calculated outside the scope of the Commission.

Loss severity is influenced by general economic inflation applicable to material and labor. Amounts of insurance may also be influenced (although perhaps differently) by economic inflation. Economic inflation is an element of past insurance experience that has been used to construct and validate hurricane loss projection models.

Disclosures

1. Describe the method or methods used to estimate annual loss costs needed for ratemaking. Identify any source documents used and research performed.
2. Identify the highest level of resolution for which loss costs can be provided. Identify the resolution used for the reported output ranges.

Audit

1. Describe how the model handles expenses, risk load, investment income, premium reserves, taxes, assessments, profit margin, and economic inflation.

A-4 Demand Surge*

*(~~*New Standard~~)*

A. Demand surge shall be included in the model's calculation of loss costs using relevant data.

B. The methods, data, and assumptions used in the estimation of demand surge shall be actuarially sound.

Purpose: ~~Modelers are currently producing estimates of demand surge using data from Hurricanes Andrew, Hugo, and other major catastrophic events, including the hurricane events of 2004 and 2005. Although demand surge has been prohibited from being explicitly included in the loss costs reviewed by the Commission, modelers regularly produce demand surge estimates to their clients. In light of the recent hurricane activity, and in light of the substantial new data available for determining improved estimates of demand surge, the Commission desires to become pro-active in the determination of the accuracy and reliability of those resulting estimates.~~ Demand surge is recognized as an important element for modeling and due to recent storms there are sufficient data for this Standard to be met.

Disclosures

1. Describe how the model incorporates demand surge in the calculation of loss costs.
2. Provide citations to published papers, if any, that were used to develop how the model estimates demand surge.

Audit

1. Provide the data and methods used to determine the effects of demand surge.
2. All referenced literature will be reviewed to determine applicability.

A-5 User Inputs

All modifications, adjustments, assumptions, and defaults necessary to use the inputs in the model shall be actuarially sound and included with the model output. Treatment of missing values for user inputs required to run the model shall be actuarially sound and described with the model output.

Purpose: Hurricane loss projection models may rely on certain insurer assumptions. Implicit assumptions may or may not be appropriate for use by a given insurer, depending on the circumstances.

Disclosures

1. Describe the methods used to distinguish among policy form types (e.g., homeowners, dwelling property, mobile home, tenants, condo unit owners).
2. Disclose, in a model output report, the specific type of input that is required to use the model or model output in a personal residential property insurance rate filing. Such input includes, but is not limited to, optional features of the model, type of data to be supplied by the model user and needed to derive loss projections from the model, and any variables that a model user is authorized to set in implementing the model. Include the model name and version number on the model output report. All items included in the output form submitted to the Commission ~~should~~shall be clearly labeled and defined.
3. Provide a copy of the input form used by a model user to provide input criteria to be used in the model. The modeler ~~should~~shall demonstrate that the input form relates directly to the model output. Include the model name and version number on the input form. All items included in the input form submitted to the Commission ~~should~~shall be clearly labeled and defined.
4. Describe actions performed to ensure the validity of insurer data used for model inputs or validation/verification.

Audit

1. Quality assurance procedures ~~should~~shall include methods to assure accuracy of insurance data. Compliance with this Standard will be readily demonstrated through documented rules and procedures.
2. All insurer inputs and assumptions will be reviewed.

A-6 Logical Relationship to Risk

- A. Loss costs shall not exhibit an illogical relation to risk, nor shall loss costs exhibit a significant change when the underlying risk does not change significantly.**
- B. Loss costs produced by the model shall be positive and non-zero for all valid Florida ZIP Codes.**
- C. Loss costs cannot increase as the quality of construction type, materials and workmanship increases, all other factors held constant.**
- D. Loss costs cannot increase as the presence of fixtures or construction techniques designed for hazard mitigation increases, all other factors held constant.**
- E. Loss costs cannot increase as the quality of building codes and enforcement increases, all other factors held constant.**
- F. Loss costs shall decrease as deductibles increase, all other factors held constant.**
- G. The relationship of loss costs for individual coverages, (e.g., structures and appurtenant structures, contents, and loss of use/additional living expense) shall be consistent with the coverages provided.**

Purpose: Modeled loss costs ~~should~~shall vary according to risk. If the risk of loss due to hurricanes is higher for one area or structure type, then the loss costs ~~should~~shall also be higher. Likewise, if there is no difference in risk there ~~should~~shall be no difference in loss costs. Loss costs not having these properties have an illogical relation to risk.

Disclosures

1. Demonstrate that loss cost relationships by type of coverage (structures, appurtenant structures, contents, additional living expenses) are consistent with actual insurance data.
2. Demonstrate that loss cost relationships by construction type or vulnerability function (frame, masonry, and mobile home) are consistent with actual insurance data.
3. Demonstrate that loss cost relationships among coverages, territories, and regions are consistent and reasonable.
4. Explain any anomalies or special circumstances that might preclude any of the above conditions from occurring.

5. Provide a completed Form A-1, Loss Costs.
6. Provide a completed Form A-2, Zero Deductible Loss Costs by ZIP Code.
7. Provide a completed Form A-3, Base Hurricane Storm Set Average Annual Zero Deductible Statewide Loss Costs.
8. Provide a completed Form A-4, Hurricane Andrew Percent of Losses.
9. Provide a completed Form A-5, Distribution of Hurricanes by Size of Loss.

Audit

1. Graphical representations of loss costs by ZIP Code and county will be reviewed.
2. Color-coded maps depicting the effects of land friction on loss costs by ZIP Code will be reviewed.
3. Individual loss cost relationships will be reviewed. Forms A-1, A-2, A-3, A-4, and A-5 will be used to assess coverage relationships.

A-7 Deductibles and Policy Limits

- A. The methods used in the development of mathematical distributions to reflect the effects of deductibles and policy limits shall be actuarially sound.**
- B. The relationship among the modeled deductible loss costs shall be reasonable.**
- C. Deductible loss costs shall be calculated in accordance with s. 627.701(5)(a), F.S.**

Purpose: For a given wind-speed and structure type, there is a range of possible results. Some losses may fall completely below the deductible. The distribution of losses is therefore important to the determination of the effects of deductibles and policy limits.

Disclosures

1. Describe the methods used in the model to treat deductibles (both flat and percentage), policy limits, replacement costs, and insurance-to-value when projecting loss costs.
2. Provide an example of how insurer loss (loss net of deductibles) is calculated. Discuss data or documentation used to confirm or validate the method used by the model.

Example:

(A)		(B)	(C)	(D)=(A)*(C)	(E)=(D)-(B)
Structure Value	Policy Limit	Deductible	Damage Ratio	Zero Deductible Loss	Loss Net of Deductible
100,000	90,000	500	2%	2,000	1,500

3. Describe how the model calculates annual deductibles.

Audit

1. Describe the process used to determine the accuracy of the insurance-to-value criteria in data used to develop or validate the model results.
2. The actuary for the modeler may be asked to attest to the actuarial soundness of the procedure for handling deductibles and policy limits.
3. To the extent that historical data are used to develop mathematical depictions of deductibles and policy limit functions, demonstrate the goodness-of-fit of the data to fitted models.

| 4. Justify changes from the prior submission in the relativities among corresponding deductible amounts for the same coverage.

A-8 Contents

- A. The methods used in the development of contents loss costs shall be actuarially sound.***
- B. The relationship between the modeled structure and contents loss costs shall be reasonable, based on the relationship between historical structure and contents losses.***

Purpose: A reasonable representation of contents losses is necessary in order to address policies that principally cover contents, such as tenants and condo unit owners policies.

Disclosure

1. Describe the methods used in the model to calculate loss costs for contents coverage associated with personal residential structures (including mobile homes), tenants, and condo unit owners.

Audit

1. The actuary for the modeler may be asked to attest to the actuarial soundness of the procedure for calculating loss costs for contents coverage.
2. To the extent that historical data are used to develop mathematical depictions of contents functions, demonstrate the goodness-of-fit of the data to fitted models.
3. Justify changes from the prior submission in the relativities between loss costs for structures and the corresponding loss costs for contents.

A-9 Additional Living Expense (ALE)

- A. The methods used in the development of ~~Additional Living Expense (ALE)~~ loss costs shall be actuarially sound.***
- B. ALE loss cost derivations shall consider the estimated time required to repair or replace the property.***
- C. The relationship between the modeled structure and ALE loss costs shall be reasonable, based on the relationship between historical structure and ALE losses.***
- D. ALE loss costs produced by the model shall appropriately consider ALE claims arising from damage to the infrastructure.***

Purpose: Policies can cover varying levels of ~~additional living expense~~ALE. The time factor to repair/reconstruct the property ~~should~~shall include variation due to abnormal working conditions or damage to the infrastructure.

Disclosures

1. Describe the methods used to develop loss cost for ~~additional living expense~~ALE coverage. State whether the model considers both direct and indirect loss to the structure. For example, direct loss is for expenses paid to house policyholders in an apartment while their home is being repaired. Indirect loss is for expenses incurred for loss of power (e.g., food spoilage).
2. State the minimum threshold at which ALE loss is calculated (e.g., loss is estimated for structure damage greater than 20% or only for category 3, 4, 5 events). Provide documentation of validation test results to verify the approach used.

Audit

1. The actuary for the modeler may be asked to attest to the actuarial soundness of the procedure for calculating loss costs for ALE coverage. Documentation and justification of the following will be reviewed:
 - a. The method of derivation and data on which the ALE vulnerability function is based;
 - b. Validation data specifically applicable to ALE;
 - c. Assumptions regarding the coding of ALE losses by insurers;
 - d. The effects of demand surge on ALE for Hurricane Andrew;

- e. Assumptions regarding the variability of ALE by size of property;
 - f. Statewide application of ALE assumptions;
 - g. Assumptions regarding ALE for mobile homes, tenants, and condo unit owners exposure;
 - h. The methods used to incorporate the estimated time required to repair or replace the property;
 - i. The methodology and available validation for determining the extent of infrastructure damage and its effect on ALE costs.
2. To the extent that historical data are used to develop mathematical depictions of ALE functions, demonstrate the goodness-of-fit of the data to fitted models.
 3. Justify the differences in the relationship of structure and ALE loss costs from those previously found acceptable.

A-10 Output Ranges

- A. Output ranges shall be logical and any deviations supported.**
- B. All other factors held constant, output ranges produced by the model shall reflect lower loss costs for:**
- 1. masonry construction versus frame construction,**
 - 2. residential risk exposure versus mobile home risk exposure,**
 - 3. in general, inland counties versus coastal counties, and**
 - 4. in general, northern counties versus southern counties.**

Purpose: Updates or revisions to the model lead to changes in the output ranges which ~~should~~ shall be reasonable. This Standard requires that the impacts on the loss costs are actually attributable to the updates or revisions.

Disclosures

1. Provide an explanation for all anomalies in the loss costs that are not consistent with the requirements of this Standard.
2. Provide an explanation of the differences in the output ranges [using the 2002 Florida Hurricane Catastrophe Fund aggregate exposure data](#) between the prior year and the current year submission.
3. Provide justification for changes [using the 2002 Florida Hurricane Catastrophe Fund aggregate exposure data](#) from the prior submission of greater than ten percent in weighted average loss costs for any county, specifically by county.
4. Provide justification for changes [using the 2002 Florida Hurricane Catastrophe Fund aggregate exposure data](#) from the prior submission of ten percent or less in the weighted average loss costs for any county, in the aggregate.
5. Provide a completed Form A-6A, Output Ranges [using the 2002 Florida Hurricane Catastrophe Fund aggregate exposure data](#).
6. [Provide a completed Form A-6B, Output Ranges using the 2007 Florida Hurricane Catastrophe Fund aggregate exposure data.](#)
- ~~6.7.~~ Provide a completed Form A-7, Percentage Change in Output Ranges [using the 2002 Florida Hurricane Catastrophe Fund aggregate exposure data](#).
- ~~7.8.~~ Provide a completed Form A-8, Percentage Change in Output Ranges by County [using the 2002 Florida Hurricane Catastrophe Fund aggregate exposure data](#).

Audit

1. Forms A-6A, A-6B, A-7, and A-8 will be reviewed.
2. The modeler will be required to justify ~~the following:~~ all changes from the prior submission using the 2002 Florida Hurricane Catastrophe Fund aggregate exposure data.
 - ~~a. Changes from the prior submission of greater than five percent in weighted average loss costs for any county.~~
 - ~~b. Changes from the prior submission of five percent or less in weighted average loss costs for any county.~~
3. Output ranges will be reviewed to ensure appropriate differentials among deductibles, coverage, and construction types.
4. Anomalies in the output range data will be reviewed and shall be justified.

Form A-1: Loss Costs

- A. Provide the expected annual loss costs by construction type and coverage for each ZIP Code in the sample data set named “*FormA1Input076.xls*.” Loss costs ~~should~~ shall be rounded to six decimal places. There are 1,479 ZIP Codes and three construction types; therefore, the completed file should have 4,437 records in total. The following is a description of the requested file layout. Follow the instructions on Form A-1 below and in the Submission Data description. Note that fields 2-9 are the exposure fields from the sample data set. Fields 10-13 are for the loss costs (net of deductibles).
- B. If there are ZIP Codes in the sample data set that the model does not recognize as “valid,” provide a list in the submission document of such ZIP Codes and provide either a) the new ZIP Code to which the original one was mapped, or b) an indication that the insured values from this ZIP Code were not modeled.
- Loss cost data ~~should~~ shall be provided for all ZIP Codes given in the sample data set. That is, if no losses were modeled, the record should still be included in the completed file with loss cost of zero, and if a ZIP Code was mapped to a new one, the resulting loss costs should be reported with the original ZIP Code.
- C. Provide the results on CD in ~~both Excel and PDF~~ format using the following file layout. The file name ~~should~~ shall include the abbreviated name of the modeler, the Standards year, and the Form name. The file shall be provided in PDF format prior to the Commission’s vote on acceptability.

No.	Field Name	Description
1	Analysis Date	Date of Analysis – YYYY/MM/DD
Exposure Fields from Sample Data Set		
2	County Code	FIPS County Code
3	ZIP Code	5-digit ZIP Code
4	Construction Type	Use the following: 1 = Wood Frame, 2 = Masonry, 3 = Mobile Home
5	Annual Deductible	± 2% (of the Structure Value) policy deductible for each record (i.e., 0.01 <u>0.02</u> *\$100,000)
6	Structure Value	\$100,000 for each record
7	Appurtenant Structures Value	\$10,000 for each record
8	Contents Value	\$50,000 for each record
9	Additional Living Expense Value	\$20,000 for each record
Loss Costs (net of deductibles)		
10	Structure Loss Cost	Projected expected annual loss cost for structure divided by the structure value modeled for each record (\$100,000)
11	Appurtenant Structures Loss Cost	Projected expected annual loss cost for appurtenant structures divided by the appurtenant structures value modeled for each record (\$10,000)

12	Contents Loss Cost	Projected expected annual loss cost for contents divided by the contents value modeled for each record (\$50,000)
13	Additional Living Expense Loss Cost	Projected expected annual loss cost for additional living expense divided by the additional living expense value modeled for each record (\$20,000)

All deductibles are a percentage of the Structure Value and are policy-level deductibles; however, for reporting purposes, the policy deductible ~~should~~ shall be pro-rated to the individual coverage losses in proportion to the loss. The default all-other perils deductible is \$500.

Example

Assume that a model analyzing Wood Frame properties in ZIP Code 33102 (Miami-Dade County) estimated the following:

Field Name	Value
Analysis Date	1999/11/15
County Code	Miami-Dade County = 86
ZIP Code	33102
Construction Type	Wood Frame = 1
Annual Deductible	12% = 0.01 <u>0.02</u> *\$100,000 = \$1,000 <u>\$2,000</u>
Structure Value	\$100,000
Appurtenant Structures Value	\$10,000
Contents Value	\$50,000
Additional Living Expense Value	\$20,000
Structure Loss Cost*	\$10,000
Appurtenant Structures Loss Cost*	\$1,000
Contents Loss Cost*	\$2,500
Additional Living Expense Loss Cost*	\$500

*Represents first dollar losses (i.e., prior to application of deductibles)

The ~~\$1,000~~\$2,000 hurricane deductible would be applied as follows:

Annual Deductible	12% = 0.01 <u>0.02</u> *\$100,000= \$1,000 <u>\$2,000</u>
Structure Loss Cost	\$10,000- [((\$10,000÷\$14,000)× \$1,000)]= \$9,285.71 <u>\$8,571.43</u>
Appurtenant Structures Loss Cost	\$1,000- [((\$1,000÷\$14,000)× \$1,000)]= \$928.57 <u>\$57.14</u>
Contents Loss Cost	\$2,500- [((\$2,500÷\$14,000)× \$1,000)]= \$2,321.43 <u>\$2,142.86</u>
Additional Living Expense Loss Cost	\$500-[((\$500÷\$14,000)× \$1,000)]= \$464.29 <u>\$28.57</u>

The reported Form A-1 data are shown below:

Field Name	Value
Analysis Date	1999/11/15
County Code	Miami-Dade County = 86
ZIP Code	33102
Construction Type	Wood Frame = 1
Annual Deductible	12% = 0.01 <u>0.02</u>
Structure Value	\$100,000
Appurtenant Structures Value	\$10,000
Contents Value	\$50,000

Additional Living Expense Value	\$20,000
Structure Loss Cost	\$9,285.71 <u>8,571.43</u> ÷ \$100,000 = 0.092857 <u>0.085714</u>
Appurtenant Structures Loss Cost	\$928.57 <u>857.14</u> ÷ \$10,000 = 0.092857 <u>0.085714</u>
Contents Loss Cost	\$2,321.43 <u>2,142.86</u> ÷ \$50,000 = 0.046429 <u>0.042857</u>
Additional Living Expense Loss Cost	\$464.29 <u>428.57</u> ÷ \$20,000 = 0.023214 <u>0.021429</u>

Based on the above information, the data ~~should~~ shall be reported in the following format:

1999/11/15,86,33102,1,~~0.01~~0.02,100000,10000,50000,20000,~~0.092857~~0.085714,~~0.092857~~0.085714,
~~0.046429~~0.042857,~~0.023214~~0.021429

Form A-2: Zero Deductible Loss Costs by ZIP Code

Provide a map color-coded by ZIP Code (with a minimum of 6 value ranges) displaying zero deductible loss costs for frame, masonry, and mobile home.

Form A-3: Base Hurricane Storm Set Average Annual Zero Deductible Statewide Loss Costs

- A. Provide the ~~monetary contribution~~ total insured loss assuming all ~~to the average annual~~ personal residential zero deductible policies ~~statewide loss costs~~ from each specific hurricane in the Base Hurricane Storm Set for the ~~2002-2007~~ Florida Hurricane Catastrophe Fund's aggregate exposure data found in the file named "~~hlpm2002~~hlpm2007.exe". Additional storms that are included in the model's Base Hurricane Storm Set should be included.
- B. Provide this Form on CD in both an Excel and a PDF format. The file name ~~should~~ shall include the abbreviated name of the modeler, the Standards year, and the Form name. A hard copy of Form A-3 ~~should~~ shall be included in the submission.

Date	Year	Name	Contribution <u>Total Insured Losses</u> (\$)	Date	Year	Name	Contribution <u>Total Insured Losses</u> (\$)
08/02/1901	1901	NoName 4		08/07/1939	1939	NoName 2	
09/09/1903	1903	NoName 3		08/05/1940	1940	NoName 3	
<u>10/12/1904</u>	<u>1904</u>	<u>NoName 3</u>		10/03/1941	1941	NoName 5	
06/14/1906	1906	NoName 2		10/12/1944	1944	NoName 11	
09/19/1906	1906	NoName 6		06/20/1945	1945	NoName 1	
10/08/1906	1906	NoName 8		09/12/1945	1945	NoName 9	
<u>09/13/1909</u>	<u>1909</u>	<u>NoName 8</u>		10/05/1946	1946	NoName 5	
10/06/1909	1909	NoName 8 <u>10</u>		09/04/1947	1947	NoName 4	
10/09/1910	1910	NoName 5		10/09/1947	1947	NoName 8	
08/08/1911	1911	NoName 12		09/18/1948	1948	NoName 7	
08/23/1911	1911	NoName 23		10/03/1948	1948	NoName 8	
09/10/1912	1912	NoName 34		08/23/1949	1949	NoName 2	
08/31/1915	1915	NoName 4		08/20/1950	1950	Baker	
06/29/1916	1916	NoName 1		09/01/1950	1950	Easy	
10/12/1916	1916	NoName 13		10/13/1950	1950	King	
11/11/1916	1916	NoName 14		09/23/1953	1953	Florence	
09/21/1917	1917	NoName 3		09/21/1956	1956	Flossy	
09/02/1919	1919	NoName 2		08/29/1960	1960	Donna	
10/20/1921	1921	NoName 6		09/14/1960	1960	Ethel	
09/13/1924	1924	NoName 4		08/20/1964	1964	Cleo	
10/14/1924	1924	NoName 7		08/28/1964	1964	Dora	
11/29/1925	1925	NoName 2		10/08/1964	1964	Isbell	
07/22/1926	1926	NoName 1		08/27/1965	1965	Betsy	
09/11/1926	1926	NoName 6		06/04/1966	1966	Alma	
10/14/1926	1926	NoName 10		09/21/1966	1966	Inez	
08/03/1928	1928	NoName 1		10/13/1968	1968	Gladys	
09/06/1928	1928	NoName 4		08/14/1969	1969	Camille	
09/22/1929	1929	NoName 2		06/14/1972	1972	Agnes	
08/26/1932	1932	NoName 3		09/13/1975	1975	Eloise	
07/25/1933	1933	NoName 5		08/25/1979	1979	David	
08/31/1933	1933	NoName 12		08/29/1979	1979	Frederic	
08/29/1935	1935	NoName 2		08/28/1985	1985	Elena	
10/30/1935	1935	NoName 6		11/15/1985	1985	Kate	
07/27/1936	1936	NoName 5		10/09/1987	1987	Floyd	

Date	Year	Name	ContributionTotal Insured Losses (\$)	Date	Year	Name	ContributionTotal Insured Losses (\$)
08/16/1992	1992	Andrew		08/25/2004	2004	Frances	
07/31/1995	1995	Erin		09/02/2004	2004	Ivan	
09/27/1995	1995	Opal		09/13/2004	2004	Jeanne	
07/16/1997	1997	Danny		07/04/2005	2005	Dennis	
08/31/1998	1998	Earl		08/23/2005	2005	Katrina	
09/15/1998	1998	Georges		09/18/2005	2005	Rita	
10/12/1999	1999	Irene		10/15/2005	2005	Wilma	
08/09/2004	2004	Charley					

Form A-4: Hurricane Andrew Percent of Losses

- A. Provide the percentage of personal residential zero deductible losses, rounded to four decimal places, from Hurricane Andrew for each affected ZIP Code. Include all ZIP Codes where losses are equal to or greater than \$500,000.
- B. Provide a map color-coded by ZIP Code depicting the percentage of total losses from Hurricane Andrew below latitude 27°N using the following interval coding:

Red	Over 5%
Light Red	2% to 5%
Pink	1% to 2%
Light Pink	0.5% to 1%
Light Blue	0.2% to 0.5%
Medium Blue	0.1% to 0.2%
Blue	Below 0.1%

- C. Provide this Form on CD in both an Excel and a PDF format. The file name ~~should~~ shall include the abbreviated name of the modeler, the Standards year, and the Form name. A hard copy of Form A-4 ~~should~~ shall be included in the submission.

Rather than using directly a published wind-field for Hurricane Andrew, the winds underlying the loss cost calculations must be produced by the model being evaluated and should be the one most emulated by the model. Use the ~~2002-2007~~ 2007 Florida Hurricane Catastrophe Fund's aggregate exposure data found in the file named "*hlpm20072.exe*".

ZIP Code	Monetary Contribution (\$)	Percent of Losses (%)

Form A-5: Distribution of Hurricanes by Size of Loss

- A. Provide a detailed explanation of how the Expected Annual Hurricane Losses and Return Times are calculated.
- B. Complete Form A-5 showing the Distribution of Hurricanes by Size of Loss. For the Expected Annual Hurricane Losses column, provide personal residential, zero deductible statewide loss costs based on the ~~2002-2007~~ Florida Hurricane Catastrophe Fund's aggregate exposure data found in the file named "~~hlp~~hlpm20072.exe".
- C. In the column, Return Time (Years), provide the return time associated with the average loss within the ranges indicated on a cumulative basis.

For example, if the average loss is \$4,705 million for the range \$4,501 million to \$5,000 million, provide the return time associated with a loss that is \$4,705 million or greater.

For each loss range in millions (\$1,001-\$1,500, \$1,501-\$2,000, \$2,001-\$2,500) the average loss within that range should be identified and then the return time associated with that loss calculated. The return time is then the reciprocal of the probability of the loss equaling or exceeding this average loss size.

The probability of equaling or exceeding the average of each range should be smaller as the ranges increase (and the average losses within the ranges increase). Therefore, the return time associated with each range and average loss within that range should be larger as the ranges increase. Return times ~~should~~shall be based on cumulative probabilities.

A return time for an average loss of \$4,705 million within the \$4,501-\$5,000 million range should be lower than the return time for an average loss of \$5,455 million associated with a \$5,001- \$6,000 million range.

- D. Provide a graphical comparison of the current submission Return Times to the prior year's submission Return Times. Return Time (Years) ~~should~~shall be shown on the y-axis on a log 10 scale with Losses in Billions shown on the x-axis. The legend ~~should~~shall indicate the corresponding submission with a solid line representing the current year and a dotted line representing the prior year.
- E. Provide the estimated loss for each of the return periods given in Part B.
- F. Provide this Form on CD in both an Excel and a PDF format. The file name ~~should~~shall include the abbreviated name of the modeler, the Standards year, and the Form name. A hard copy of Form A-5 ~~should~~shall be included in the submission.

Form A-5: Distribution of Hurricanes by Size of Loss

Part A

LOSS RANGE (MILLIONS)			TOTAL LOSS	AVERAGE LOSS (MILLIONS)	NUMBER OF HURRICANES	EXPECTED ANNUAL HURRICANE LOSSES*	RETURN TIME (YEARS)
\$ -	to	\$ 500					
\$ 501	to	\$ 1,000					
\$ 1,001	to	\$ 1,500					
\$ 1,501	to	\$ 2,000					
\$ 2,001	to	\$ 2,500					
\$ 2,501	to	\$ 3,000					
\$ 3,001	to	\$ 3,500					
\$ 3,501	to	\$ 4,000					
\$ 4,001	to	\$ 4,500					
\$ 4,501	to	\$ 5,000					
\$ 5,001	to	\$ 6,000					
\$ 6,001	to	\$ 7,000					
\$ 7,001	to	\$ 8,000					
\$ 8,001	to	\$ 9,000					
\$ 9,001	to	\$ 10,000					
\$ 10,001	to	\$ 11,000					
\$ 11,001	to	\$ 12,000					
\$ 12,001	to	\$ 13,000					
\$ 13,001	to	\$ 14,000					
\$ 14,001	to	\$ 15,000					
\$ 15,001	to	\$ 16,000					
\$ 16,001	to	\$ 17,000					
\$ 17,001	to	\$ 18,000					
\$ 18,001	to	\$ 19,000					
\$ 19,001	to	\$ 20,000					
\$ 20,001	to	\$ 21,000					
\$ 21,001	to	\$ 22,000					
\$ 22,001	to	\$ 23,000					
\$ 23,001	to	\$ 24,000					
\$ 24,001	to	\$ 25,000					
\$ 25,001	to	\$ 26,000					
\$ 26,001	to	\$ 27,000					
\$ 27,001	to	\$ 28,000					
\$ 28,001	to	\$ 29,000					
\$ 29,001	to	\$ 30,000					
\$ 30,001	to	\$ 35,000					
\$ 35,001	to	\$ 40,000					
\$ 40,001	to	\$ 45,000					
\$ 45,001	to	\$ 50,000					
\$ 50,001	to	\$ 55,000					
\$ 55,001	to	\$ 60,000					
\$ 60,001	to	\$ 65,000					
\$ 65,001	to	\$ 70,000					
\$ 70,001	to	\$ 75,000					
\$ 75,001	to	\$ 80,000					
\$ 80,001	to	\$ 90,000					
\$ 90,001	to	\$ 100,000					
\$ 100,001	to	\$ Maximum					
Total							

*Personal residential zero deductible statewide loss using 2002-2007 FHCF exposure data – file name: hlpm20072.exe.

Part B

<u>Return Time (years)</u>	<u>Estimated Loss</u>
<u>500</u>	
<u>250</u>	
<u>100</u>	
<u>50</u>	
<u>20</u>	
<u>10</u>	
<u>5</u>	

Form A-6A: Output Ranges

- A. Provide output ranges in the format shown in the file named “~~2006FormA6~~2007FormA6A.xls” by using an automated program or script. A hard copy of the output range spreadsheets ~~should~~shall be included in the submission. Provide the output ranges on CD in ~~both-Excel and PDF~~-format as specified. The file name ~~should~~shall include the abbreviated name of the modeler, the Standards year, and the Form name. The file shall be provided in PDF format prior to the Commission’s vote on acceptability.
- B. Provide loss costs by county. Within each county, loss costs ~~should~~shall be shown separately per \$1,000 of exposure for personal residential, tenants, condo unit owners, and mobile home; for each major deductible option; and by construction type. For each of these categories using ZIP Code centroids, the output range ~~should~~shall show the highest loss cost, the lowest loss cost, and the weighted average loss cost based on the 2002 Florida Hurricane Catastrophe Fund aggregate exposure data provided to each modeler in the file named “*hlpm2002.exe*.” A file named “*02FHCFWts.xls*” has also been provided for use in determining the weighted average loss costs. Include the statewide range of loss costs (i.e., low, high, and weighted average). For each of the loss costs provided, identify what that loss cost represents by line of business, deductible option, construction type, and coverages included, i.e., structure, contents, appurtenant structures, or additional living expenses as specified.
- C. If a modeler has loss costs for a ZIP Code for which there is no exposure, then the modeler ~~should~~shall give the loss costs zero weight (i.e., assume the exposure in that ZIP Code is zero). Provide a list in the submission document of those ZIP Codes where this occurs.
- D. If the modeler does not have loss costs for a ZIP Code for which there is some exposure, the modeler ~~should~~shall not assume such loss costs are zero, but ~~should~~shall use only the exposures for which it has loss costs in calculating the weighted average loss costs. Provide a list in the submission document of the ZIP Codes where this occurs.
- E. All anomalies in loss costs that are not consistent with the requirements of Standard A-10 and have been explained in Disclosure A-10.1 ~~should~~shall be shaded.

Output ranges should be computed assuming an average structure.

Modelers ~~should~~shall indicate if per diem is used in producing loss costs for Coverage D (ALE) in the output ranges. If a per diem rate is used in the submission, a rate of \$150.00 per day per policy ~~should~~shall be used.

Form A-6B: Output Ranges

- A. Provide output ranges in the format shown in the file named “2007FormA6B.xls” by using an automated program or script. A hard copy of the output range spreadsheets shall be included in the submission. Provide the output ranges on CD in Excel format as specified. The file name shall include the abbreviated name of the modeler, the Standards year, and the Form name. The file shall be provided in PDF format prior to the Commission’s vote on acceptability.
- B. Provide loss costs by county. Within each county, loss costs shall be shown separately per \$1,000 of exposure for personal residential, tenants, condo unit owners, and mobile home; for each major deductible option; and by construction type. For each of these categories using ZIP Code centroids, the output range shall show the highest loss cost, the lowest loss cost, and the weighted average loss cost based on the 2007 Florida Hurricane Catastrophe Fund aggregate exposure data provided to each modeler in the file named “hlpm2007.exe.” A file named “07FHCFWts.xls” has also been provided for use in determining the weighted average loss costs. Include the statewide range of loss costs (i.e., low, high, and weighted average). For each of the loss costs provided, identify what that loss cost represents by line of business, deductible option, construction type, and coverages included, i.e., structure, contents, appurtenant structures, or additional living expenses as specified.
- C. If a modeler has loss costs for a ZIP Code for which there is no exposure, then the modeler shall give the loss costs zero weight (i.e., assume the exposure in that ZIP Code is zero). Provide a list in the submission document of those ZIP Codes where this occurs.
- D. If the modeler does not have loss costs for a ZIP Code for which there is some exposure, the modeler shall not assume such loss costs are zero, but shall use only the exposures for which it has loss costs in calculating the weighted average loss costs. Provide a list in the submission document of the ZIP Codes where this occurs.
- E. All anomalies in loss costs that are not consistent with the requirements of Standard A-10 and have been explained in Disclosure A-10.1 shall be shaded.

Modelers shall indicate if per diem is used in producing loss costs for Coverage D (ALE) in the output ranges. If a per diem rate is used in the submission, a rate of \$150.00 per day per policy shall be used.

Output Range Specifications “Owners” Policy Type

Coverage A: Structure

- Amount of Insurance = \$100,000
- Replacement Cost Included Subject to Coverage “A” Limit
- Ordinance or Law Not Included

Coverage B: Appurtenant Structures

- Amount of Insurance = 10% of Coverage “A” Amount
- Replacement Cost Included Subject to Coverage “B” Limit
- Ordinance or Law Not Included

Coverage C: Contents

- Amount of Insurance = 50% of Coverage “A” Amount
- Replacement Cost Included Subject to Coverage “C” Limit

Coverage D: Additional Living Expense

- Amount of Insurance = 20% of Coverage “A” Amount
- Time Limit = 12 Months
- Per Diem = \$150.00/day per policy, if used

- Loss Costs per \$1,000 ~~should~~ shall be related to the Coverage “A” Amount.
- For weighting the Coverage “D” Loss Costs, use the file named *“02FHCFWts.xls”* for Form A-6A and “07FHCFWts.xls” for Form A-6B for distribution for Coverage “D.”
- Loss Costs for the various deductibles ~~should~~ shall be determined based on annual deductibles.
- All-other perils deductible ~~should~~ shall be \$500.
- Explain any deviations and differences from the prescribed format above.
- Specify the model name and version number reflecting the release date as a footnote on each page of the output.

Output Range Specifications “Tenants” Policy Type

Coverage C: Contents

- Amount of Insurance = \$25,000
- Replacement Cost Included Subject to Coverage “C” Limit

Coverage D: Additional Living Expense

- Amount of Insurance = 40% of Coverage “C” Amount
- Time Limit = 12 Months
- Per Diem = \$150.00/day per policy, if used

- Loss Costs per \$1,000 ~~should~~ shall be related to the Coverage “C” Amount.
- For weighting the Coverage “D” Loss Costs, use the file named *“02FHCFWts.xls”* for Form A-6A and “07FHCFWts.xls” for Form A-6B for distribution for Coverage “D.”
- Loss Costs for the various deductibles ~~should~~ shall be determined based on annual deductibles.
- All-other perils deductible ~~should~~ shall be \$500.
- For weighting the Coverage “C” Loss Costs, use the file named *“02FHCFWts.xls”* for Form A-6A and “07FHCFWts.xls” for Form A-6B for distribution for Coverage “C.”
- Explain any deviations and differences from the prescribed format above.
- Specify the model name and version number reflecting the release date as a footnote on each page of the output.

Output Range Specifications “Condo Unit Owners” Policy Type

Coverage A: Structure

- Amount of Insurance = 10% of Coverage “C” Amount
- Replacement Cost Included Subject to Coverage “A” Limit

Coverage C: Contents

- Amount of Insurance = \$50,000
- Replacement Cost Included Subject to Coverage “C” Limit

Coverage D: Additional Living Expense

- Amount of Insurance = 40% of Coverage “C” Amount
- Time Limit = 12 Months
- Per Diem = \$150.00/day per policy, if used

- Loss Costs per \$1,000 ~~should~~shall be related to the Coverage “C” Amount.
- For weighting the Coverage “D” Loss Costs, use the file named “02FHCFWts.xls” for Form A-6A and “07FHCFWts.xls” for Form A-6B for distribution for Coverage “D.”
- Loss Costs for the various deductibles ~~should~~shall be determined based on annual deductibles.
- All-other perils deductible ~~should~~shall be \$500.
- For weighting the Coverage “C” Loss Costs, use the file named “02FHCFWts.xls” for Form A-6A and “07FHCFWts.xls” for Form A-6B for distribution for Coverage “C.”
- Explain any deviations and differences from the prescribed format above.
- Specify the model name and version number reflecting the release date as a footnote on each page of the output.

Output Range Specifications “Mobile Home Owners” Policy Type

Coverage A: Structure

- Amount of Insurance = \$50,000
- Replacement Cost Included Subject to Coverage “A” Limit

Coverage B: Appurtenant Structures

- Amount of Insurance = 10% of Coverage “A” Amount
- Replacement Cost Included Subject to Coverage “B” Limit

Coverage C: Contents

- Amount of Insurance = 50% of Coverage “A” Amount
- Replacement Cost Included Subject to Coverage “C” Limit

Coverage D: Additional Living Expense

- Amount of Insurance = 20% of Coverage “A” Amount
- Time Limit = 12 Months
- Per Diem = \$150.00/day per policy, if used

- Loss Costs per \$1,000 ~~should~~ shall be related to the Coverage “A” Amount.
- For weighting the Coverage “D” Loss Costs, use the file named “*02FHCFWts.xls*” for Form A-6A and “07FHCFWts.xls” for Form A-6B for distribution for Coverage “D.”
- Loss Costs for the various deductibles ~~should~~ shall be determined based on annual deductibles.
- All-other perils deductible ~~should~~ shall be \$500.
- Explain any deviations and differences from the prescribed format above.
- Specify the model name and version number reflecting the release date as a footnote on each page of the output.

Form A-7: Percentage Change In Output Ranges

- A. Provide the percentage change in the weighted average loss costs using the 2002 Florida Hurricane Catastrophe Fund’s aggregate personal residential exposure data found in the file named “*hlpm2002.exe*”, as of August 1, 2003 only, from the output ranges from the prior year submission for the following:
- statewide (overall percentage change),
 - by region, as defined in *Figure 4* – North, Central and South,
 - by coastal and inland counties, as defined in *Figure 5*.
- B. Provide this Form on CD in both an Excel and a PDF format. The file name ~~should~~ shall include the abbreviated name of the modeler, the Standards year, and the Form name. A hard copy of Form A-7 ~~should~~ shall be included in the submission.

Figure 4

State of Florida by North/Central/South Regions

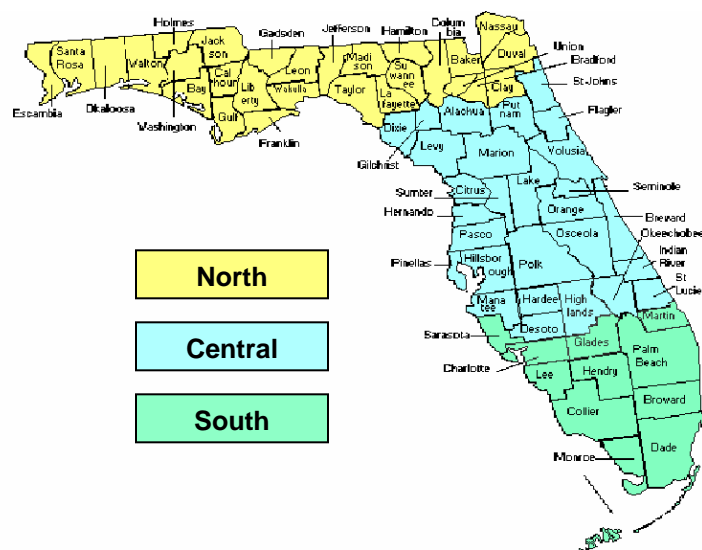
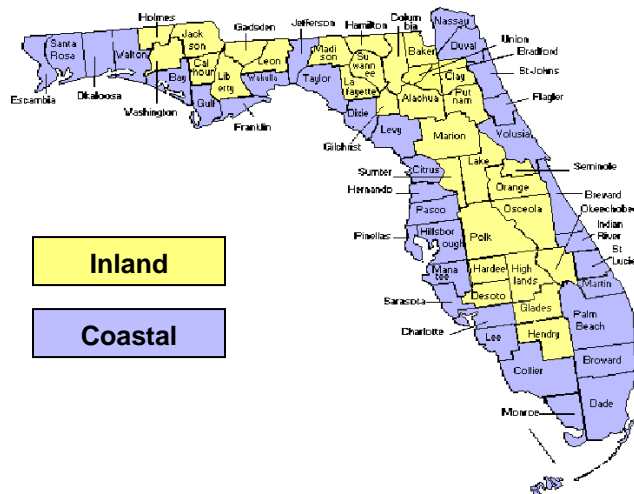


Figure 5

State of Florida by Coastal/Inland Counties



Form A-7: Percentage Change In Output Ranges

		\$0 Deductible									
		Structure	Contents	Appurtenant Structure	Additional Living Expense	\$500 Deductible Total	\$1,000 Deductible Total	\$2,500 Deductible Total	1% Deductible Total	2% Deductible Total	5% Deductible Total
Frame Owners	Coastal										
	Inland										
	North										
	Central										
	South										
	Statewide										
Masonry Owners	Coastal										
	Inland										
	North										
	Central										
	South										
	Statewide										
Mobile Homes	Coastal										
	Inland										
	North										
	Central										
	South										
	Statewide										
Frame Renters	Coastal										
	Inland										
	North										
	Central										
	South										
	Statewide										
Masonry Renters	Coastal										
	Inland										
	North										
	Central										
	South										
	Statewide										
Frame Condos	Coastal										
	Inland										
	North										
	Central										
	South										
	Statewide										
Masonry Condos	Coastal										
	Inland										
	North										
	Central										
	South										
	Statewide										

Form A-8: Percentage Change in Output Ranges by County

Provide color-coded maps by county reflecting the percentage changes in the weighted average 2% deductible loss costs for frame owners, masonry owners, mobile homes, frame renters, masonry renters, frame condos, and masonry condos from the output ranges using the 2002 Florida Hurricane Catastrophe Fund's aggregate personal residential exposure data found in the file named "*hlpm2002.exe*", as of August 1, 2003 only.

Counties with a negative percentage change (reduction in loss costs) ~~would~~shall be indicated with shades of blue; counties with a positive percentage change (increase in loss costs) ~~would~~shall be indicated with shades of red, and counties with no percentage change ~~would~~shall be white. The larger the percentage change in the county, the more intense the color-shade.

STATISTICAL STANDARDS

S-1 Modeled Results and Goodness-of-Fit

- A. *The use of historical data in developing the model shall be supported by rigorous methods published in currently accepted scientific literature.*
- B. *Modeled and historical results shall reflect agreement using currently accepted scientific and statistical methods in the appropriate disciplines.*

Purpose: Many aspects of model development and implementation involve fitting a probability distribution to historical data for use in generating stochastic storms. Such fitted models ~~should~~shall be checked to ensure that the distributions are reasonable. The chi-square goodness-of-fit test may not be a rigorous methodology for demonstrating the reasonableness of models of historical data.

This Standard explicitly requires the modelers to have the results of data fitting with probability distributions available for the model assessments. Also, this Standard requires the production of graphical and numerical statistical summaries by the modeler in advance of an audit (which could have the desirable effect in a self-audit of identifying potential problem areas).

Disclosures

1. Identify the form of the probability distributions used for each function or variable, if applicable. Identify statistical techniques used for the estimates and the specific goodness-of-fit tests applied. Describe whether the p -values associated with the fitted distributions provide a reasonable agreement with the historical data.
2. Provide the source and the number of years of the historical data set used to develop probability distributions for specific hurricane characteristics. If any modifications have been made to the data set, describe them in detail and their appropriateness.
3. Describe the nature and results of the tests performed to validate the wind-speeds generated.
4. Provide the date of loss of the insurance company data available for validation and verification of the model.
5. Provide an assessment of uncertainty in loss costs for output ranges using confidence intervals or other accepted scientific characterizations of uncertainty.
6. Justify any differences between the historical and modeled results using current accepted scientific and statistical methods in the appropriate disciplines.

~~6.7.~~ Provide graphical comparisons of modeled and historical data and goodness-of-fit tests. Examples include hurricane frequencies, tracks, intensities, and physical damage.

~~7.8.~~ Provide a completed Form S-1, Probability of Florida Landfalling Hurricanes per Year.

~~8.9.~~ Provide a completed Form S-2, [An Example of a Probable Maximum Loss \(PML\) Based on a Limited Hypothetical Data Set](#).

Audit

1. Forms S-1 and S-2 will be reviewed.
2. The modeler's characterization of uncertainty for wind-speed, damage estimates, annual loss, and loss costs will be reviewed.

S-2 Sensitivity Analysis for Model Output

The modeler shall have assessed the sensitivity of temporal and spatial outputs with respect to the simultaneous variation of input variables using currently accepted scientific and statistical methods in the appropriate disciplines and have taken appropriate action.

Purpose: Sensitivity analysis goes beyond mere quantification of the magnitude of the output (e.g. wind-speed, loss cost, etc.) by identifying and quantifying the input variables that impact the magnitude of the output when the input variables are varied simultaneously. The simultaneous variation of all input variables enables the modelers to detect interactions and to properly account for correlations among the input variables. Neither of these goals can be achieved by using one-factor-at-a-time variation, hence such an approach to sensitivity analysis does not lead to an understanding of how the input variables jointly affect the model output. The simultaneous variation of the input variables is an important diagnostic tool for the modelers and provides needed assurance of the robustness and viability of the model output.

Disclosures

1. Provide a detailed explanation of the sensitivity analyses that have been performed on the model above and beyond those completed for the original submission of Form S-5 and provide specific results. (Requirement for modeling organizations that have previously provided the Commission with Form S-5. This Disclosure can be satisfied with an updated Form S-5 that incorporates changes to the model since the previous submission of the Form.)
2. Provide a description of the statistical methods used to perform the sensitivity analysis.
3. Identify the most sensitive aspect of the model and the basis for making this determination. Provide a full discussion of the degree to which these sensitivities affect output results and illustrate with an example.
4. Describe how other aspects of the model may have a significant impact on the sensitivities in output results and the basis for making this determination.
5. Describe actions taken in light of the sensitivity analyses performed.
6. Provide a completed Form S-5, Hypothetical Events for Sensitivity and Uncertainty Analysis (requirement for models submitted by modeling organizations which have not previously provided the Commission with this analysis).

Audit

1. The modeler's sensitivity analysis will be reviewed in detail. Statistical techniques used to perform sensitivity analysis shall be explicitly stated. The results of the sensitivity analysis displayed in graphical format (e.g., contour plots with temporal animation) will be reviewed.
2. Form S-5 will be reviewed for models submitted by modeling organizations which have not previously provided the Commission with this analysis.

S-3 Uncertainty Analysis for Model Output

The modeler shall have performed an uncertainty analysis on the temporal and spatial outputs of the model using currently accepted scientific and statistical methods in the appropriate disciplines and have taken appropriate action. The analysis shall identify and quantify the extent that input variables impact the uncertainty in model output as the input variables are simultaneously varied.

Purpose: Modelers have traditionally quantified the magnitude of the uncertainty in the output (e.g. wind-speed, loss cost, etc.) through a variance calculation or by use of confidence intervals. While these statistics provide useful information, uncertainty analysis goes beyond a mere quantification of these statistics by quantifying the expected percentage reduction in the variance of the output that is attributable to each of the input variables. Identification of those variables that contribute to the uncertainty is the first step that can lead to a reduction in the uncertainty in the output. It is important to note that the input variables identified in an uncertainty analysis are not necessarily the same as those in a sensitivity analysis nor are they necessarily in the same relative order. As with sensitivity analysis, uncertainty analysis is an important diagnostic tool for the modelers and provides needed assurance of the robustness and viability of the model output.

Disclosures

1. Provide a detailed explanation of the uncertainty analyses that have been performed on the model above and beyond those completed for the original submission of Form S-5 and provide specific results. (Requirement for modeling organizations that have previously provided the Commission with Form S-5. This Disclosure can be satisfied with an updated Form S-5 that incorporates changes to the model since the previous submission of the Form.)
2. Provide a description of the statistical methods used to perform the uncertainty analysis.
3. Identify the major contributors to the uncertainty in model outputs and the basis for making this determination. Provide a full discussion of the degree to which these uncertainties affect output results and illustrate with an example.
4. Describe how other aspects of the model may have a significant impact on the uncertainties in output results and the basis for making this determination.
5. Describe actions taken in light of the uncertainty analyses performed.
6. For models submitted by modeling organizations, which have not previously provided this analysis to the Commission, Form S-5 was disclosed under Standard S-2 and will be used in the verification of Standard S-3.

Audit

1. The modeler's uncertainty analysis will be reviewed in detail. Statistical techniques used to perform uncertainty analysis shall be explicitly stated. The results of the uncertainty analysis displayed in graphical format (e.g., contour plots with temporal animation) will be reviewed.
2. Form S-5 will be reviewed for models submitted by modeling organizations which have not previously provided the Commission with this analysis.

S-4 County Level Aggregation

At the county level of aggregation, the contribution to the error in loss cost estimates attributable to the sampling process shall be negligible.

Purpose: The intent of this Standard is to ensure that sufficient runs of the simulation have been made or a suitable sampling design invoked so that the contribution to the error of the loss cost estimates due to its probabilistic nature is negligible. To be negligible, the standard error of each output range ~~should~~ shall be less than 2.5% of the loss cost estimate.

Disclosure

1. Describe the sampling plan used to obtain the average annual loss costs and output ranges. For a direct Monte Carlo simulation, indicate steps taken to determine sample size. For an importance sampling design, describe the underpinnings of the design.

Audit

1. Provide a graph assessing the accuracy associated with a low impact area such as Nassau County. We would expect that if the contribution error in an area such as Nassau County is small, the error in the other areas would be small as well. Assess where appropriate, the contribution of simulation uncertainty via confidence intervals.

S-5 Replication of Known Hurricane Losses

The model shall estimate incurred losses in an unbiased manner on a sufficient body of past hurricane events from more than one company, including the most current data available to the modeler. This Standard applies separately to personal residential and, to the extent data are available, to mobile homes. Personal residential experience may be used to replicate structure-only and contents-only losses. The replications shall be produced on an objective body of loss data by county or an appropriate level of geographic detail.

Purpose: Each model ~~should~~ shall reasonably replicate past known events for hurricane frequency and severity. The Meteorological Standards assess the model's hurricane frequency projections and hurricane tracks. This Standard applies to severity or the combined effects of wind-field, vulnerability functions, and insurance loss limitations. To the extent possible, each of the three functions of wind-field, vulnerability, and insurance ~~should~~ shall be separately tested and verified.

Given a past hurricane event and a book of insured properties at the time of the hurricane, the model ~~should~~ shall be able to provide expected losses.

Disclosures

1. Describe the nature and results of the analyses performed to validate the loss projections generated by the model.
2. Provide a completed Form S-3, Five Validation Comparisons.

Audit

1. The following information for each insurer and hurricane will be reviewed:
 - a. The validity of the model assessed by comparing expected losses produced by the model to actual observed losses incurred by insurers at both the state and county level,
 - b. The version of the model used to calculate modeled losses for each hurricane provided,
 - c. A general description of the data and its source,
 - d. A disclosure of any material mismatch of exposure and loss data problems, or other material consideration,
 - e. The date of the exposures used for modeling and the date of the hurricane,

- f. An explanation of differences in the actual and modeled hurricane parameters,
 - g. A listing of the departures, if any, in the wind-field applied to a particular hurricane for the purpose of validation and the wind-field used in the model under consideration,
 - h. The type of property used in each hurricane to address:
 - (1) Personal versus commercial
 - (2) Residential structures
 - (3) Mobile homes
 - (4) Condominiums
 - (5) Structures only
 - (6) Contents only,
 - i. The inclusion of demand surge, storm surge, loss adjustment expenses, or law and ordinance coverage in the actual losses, or the modeled losses.
- 2. The following documentation will be reviewed:
 - a. Publicly available documentation referenced in the submission,
 - b. The data sources excluded from validation and the reasons for excluding the data from review by the Commission (if any),
 - c. An analysis that identifies and explains anomalies observed in the validation data,
 - d. User input sheets for each insurer and hurricane detailing specific assumptions made with regard to exposed property.
 - 3. The confidence intervals used to gauge the comparison between historical and modeled losses will be reviewed.
 - 4. Form S-3 will be reviewed.
 - 5. The results of one hurricane event for more than one insurance company and the results from one insurance company for more than one hurricane event will be reviewed to the extent data are available.

S-6 Comparison of Projected Hurricane Loss Costs

The difference, due to uncertainty, between historical and modeled annual average statewide loss costs shall be reasonable, given the body of data, by established statistical expectations and norms.

Purpose: This Standard requires various demonstrations that the differences between historical and modeled annual average statewide loss costs are plausible from a statistical perspective.

Disclosures

1. Describe the nature and results of the tests performed to validate the expected loss projections generated. If a set of simulated hurricanes or simulation trials was used to determine these loss projections, specify the convergence tests that were used and the results. Specify the number of hurricanes or trials that were used.
2. Identify and justify differences, if any, in how the model produces loss costs for specific historical events versus loss costs for events in the stochastic hurricane set.
3. Provide a completed Form S-4, Average Annual Zero Deductible Statewide Loss Costs – Historical versus Modeled.

Audit

1. Form S-4 will be reviewed.
2. Justify the following:
 - a. Meteorological parameters,
 - b. The effect of by-passing storms,
 - c. The effect of actual hurricanes that had two landfalls impacting Florida,
 - d. The departures, if any, from the wind-field, vulnerability functions, or insurance functions applied to the actual hurricanes for the purposes of this test and those used in the model under consideration, and
 - e. Exposure assumptions.

Form S-1: Probability of Florida Landfalling Hurricanes per Year

Complete the table below showing the probability of landfalling Florida hurricanes per year. Modeled probability ~~should~~shall be rounded to four decimal places. The historical probabilities below have been derived from the ~~Commission's Official Hurricane Set~~ National Hurricane Center's HURDAT as of June 1, 2007. If another version of the National Hurricane Center's HURDAT or other hurricanes ~~in addition to the Official Hurricane Set~~ as specified in Standard M-1 are used by the modeler, then the historical probabilities ~~should~~shall be modified accordingly. ~~If the National Hurricane Center's HURDAT is used, provide~~ and the HURDAT revision date provided.

If the data are partitioned or modified, the modeler shall provide the historical probabilities for the applicable partition (and its complement) or modification as well as the modeled probability in additional Form S-1s.

Model Results Probability of Florida Landfalling Hurricanes per Year

Number Of Hurricanes Per Year	Historical Probability	Modeled Probability
0	0. 5943 <u>5981</u>	
1	0. 2547 <u>2523</u>	
2	0. 1226 <u>1215</u>	
3	0. 0283 <u>0280</u>	
4	0.0000	
5	0.0000	
6	0.0000	
7	0.0000	
8	0.0000	
9	0.0000	
10 or more	0.0000	

Form S-2: An Example of a Probable Maximum Loss (PML) Based on a Limited Hypothetical Data Set

Provide projections of the insured loss for various probability levels using the hypothetical data set provided in the file named “*FormA1Input067.xls*.” Provide the total average annual loss for the PML distribution. If the methodology of your model does not allow you to produce a viable answer, please state so and why.

Part A

Return Time (years)	Probability of Exceedance	Estimated Loss
Top Event		
10,000	0.01%	
5,000	0.02%	
2,000	0.05%	
1,000	0.10%	
500	0.20%	
250	0.40%	
100	1.00%	
50	2.00%	
20	5.00%	
10	10.00%	
5	20.00%	

Part B

Mean (Total Average Annual Loss) _____

Median _____

Standard Deviation _____

Interquartile Range _____

Sample Size _____

Form S-3: Five Validation Comparisons

- A. Provide five validation comparisons of actual exposures and loss to modeled exposures and loss. These comparisons must be provided by line of insurance, construction type, policy coverage, county or other level of similar detail in addition to total losses. Include loss as a percent of total exposure. Total exposure represents the total amount of insured values (all coverages combined) in the area affected by the hurricane. This would include exposures for policies that did not have a loss. If this is not available, use exposures for only those policies that had a loss. Specify which was used. Also, specify the name of the hurricane event compared.
- B. Provide scatter plot(s) of modeled vs. historical losses for each of the five validation comparisons. (Plot the historical losses on the x-axis and the modeled losses on the y-axis.)

Rather than using directly a specific published hurricane wind-field, the winds underlying the modeled loss cost calculations must be produced by the model being evaluated and ~~should~~ shall be the wind-field most emulated by the model.

Example Formats:

Hurricane = _____
 Exposure = Total exposure or loss only (please specify) _____

	Company Actual	Modeled	
Construction	Loss / Exposure	Loss / Exposure	Difference
Wood Frame			
Masonry			
Other (specify)			
Total			

Hurricane = _____
 Exposure = Total exposure or loss only (please specify) _____

	Company Actual	Modeled	
Coverage	Loss / Exposure	Loss / Exposure	Difference
A			
B			
C			
D			
Total			

Hurricane = _____
 Exposure = Total exposure or loss only (please specify) _____

	Company Actual	Modeled	
Line of Insurance	Loss / Exposure	Loss / Exposure	Difference
Total			

Form S-4: Average Annual Zero Deductible Statewide Loss Costs – Historical versus Modeled

Part A

- A. Provide the average annual zero deductible statewide loss costs produced using the list of hurricanes in the Base Hurricane Storm Set based on the 2002 Florida Hurricane Catastrophe Fund’s aggregate personal residential exposure data, as of August 1, 2003 (*hlpm2002.exe*).

Average Annual Zero Deductible Statewide Loss Costs

<u>Time Period – 2002 FHCF Exposure Data</u>	Historical Hurricanes	Produced by Model
Current Year		
Previous Year		
Second Prior		
Percentage Change Current Year/Previous Year		
Percentage Change Current Year/Second Prior		

- B. Provide a comparison with the statewide loss costs produced by the model on an average industry basis.
- C. Provide the 95% confidence interval on the differences between the mean of the historical and modeled loss.
- D. If the data are partitioned or modified, the modeler shall provide the average annual zero deductible statewide loss costs for the applicable partition (and its complement) or modification as well as the modeled average annual zero deductible statewide loss costs in additional tables.

Part B

- A. Provide the average annual zero deductible statewide loss costs produced using the list of hurricanes in the Base Hurricane Storm Set based on the 2007 Florida Hurricane Catastrophe Fund’s aggregate personal residential exposure data (*hlpm2007.exe*).

Average Annual Zero Deductible Statewide Loss Costs

<u>Time Period – 2007 FHCF Exposure Data</u>	<u>Historical Hurricanes</u>	<u>Produced by Model</u>
<u>Current Year</u>		

- B. Provide a comparison with the statewide loss costs produced by the model on an average industry basis.
- C. Provide the 95% confidence interval on the difference between the mean of the historical and modeled loss.
- D. If the data are partitioned or modified, the modeler shall provide the average annual zero deductible statewide loss costs for the applicable partition (and its complement) or modification as well as the modeled average annual zero deductible statewide loss costs in additional tables.

Form S-5: Hypothetical Events for Sensitivity and Uncertainty Analysis (requirement for models submitted by modeling organizations which have not previously provided the Commission with this analysis)

Provide output in ASCII files based on running a series of hurricanes as provided in the Excel file “*FormS5Input067.xls*.” Specifically, the output shall consist of wind-speeds (in miles per hour for one minute sustained 10-meter winds) at hourly intervals over a 21×46 grid for the 500 combinations (600 combinations if the second quantile in the following list is used) of initial conditions specified in the Excel file for the following model inputs:

- CP = central pressure (in millibars)
- Rmax = radius of maximum winds (in statute miles)
- VT = translational velocity (forward speed in miles per hour)
- Quantiles for other input used by the modeler ($0 \leq p \leq 1$), e.g., Holland B parameter
- Quantiles for possible additional input variable (use is optional)

The value of CP in the Excel file will be used by some modelers as a direct input while other modelers will use CP as the basis for calculating pressure difference, which will then be used as an input. Modelers ~~should~~shall indicate whether CP was used as a direct input or as the basis for calculating pressure difference. Rmax and VT are to be used as direct inputs.

The fourth (and optional fifth) input in the above list specifies quantiles ($0 \leq p \leq 1$) of the distribution for any remaining model input such as the Holland B parameter. Quantiles from 0 to 1 have been provided in the Excel input file rather than specific values since modelers may use different ranges and distributions for the Holland B parameter or other input variables.

As an illustration, if the quantile has been specified as 0.345 in the Excel input file, then the modeler ~~should~~shall input the specific value of x into the model such that $P(X \leq x) = 0.345$ where X is a random variable representing the distribution of the Holland B parameter or other input variable used by the modeler.

If quantile input variables are used, describe how the fourth and/or fifth input variables were used and provide the specific values that correspond to the quantiles in Form S-5. For example, if the first quantile input is used for the Holland B parameter, then the modeler needs to make that known and provide the specific values of the Holland B parameter that were used on each run.

The Excel input file contains 500 (or 600) combinations of initial conditions for each of three categories of hurricanes (1, 3, and 5), which follow a straight due west track passing through the point (25.7739N, 80.1300W). The first 100 combinations of initial conditions for hurricane categories 1, 3, and 5 are used in sensitivity analysis calculations. These initial conditions are given in the first worksheet (Sen Anal all Variables) of the Excel input file. The second set of 100 initial conditions for hurricane categories 1, 3, and 5 are given in the second worksheet (Unc Anal for CP) in the Excel input file. These conditions will be used in the uncertainty analysis for CP. The third worksheet (Unc Anal for Rmax), fourth worksheet (Unc Anal for VT), fifth worksheet (Unc Anal for Quantile 1), and sixth worksheet (Unc Anal for Quantile 2) are similar

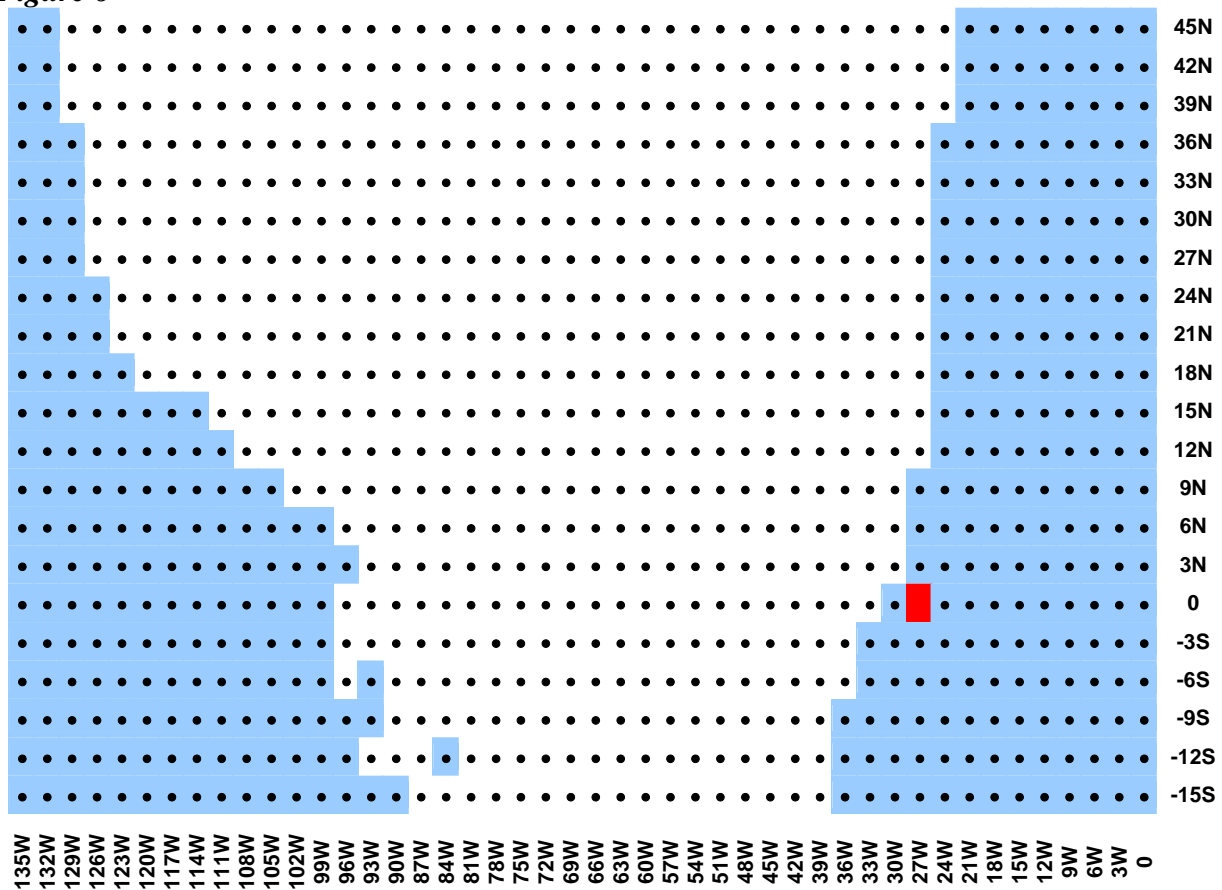
to the second worksheet and are used for performing uncertainty analyses for Rmax, VT and the input variable corresponding to the given quantiles, respectively.

Depending on the operational model, each of the 500 (or 600) simulated hypothetical events may not produce a maximum wind-speed over the grid within the category given in the Saffir-Simpson scale. This is to be expected due to the deviation from the mean levels in a specific simulated event (for example, higher than average central pressure, slower than average forward speed could lead to a weak hurricane) and the grid resolution may not detect the maximum wind speed. However, the modeler ~~should~~ shall provide the maximum wind-speed produced over the 12 hours, if available, which may occur at an intermediate time point. For example, if the maximum wind-speed occurs at 1.5 hours, this wind-speed is the value that ~~should~~ shall be provided.

The 21×46 grid of coordinates uses an approximate 3 statute mile spacing and is depicted in *Figure 6* for all three hurricane categories. For purposes of hurricane decay, the modeler is instructed to use existing terrain consistent with the grid in *Figure 6*.

The point (0, 0) is the location of the center of the hurricane at time 0, and is 30 miles east of the landfall location (25.7739N, 80.1300W), identified by the red rectangle in *Figure 6*. The exact latitudes and longitudes for the 966 vertices in the grid (21×46) are given in the seventh worksheet of the Excel input file.

Figure 6



Hurricane Path from (0, 0) to (135W, 0)



Provide output on CD in ASCII and PDF format. Five output files (or six if second quantile input variable is used) ~~should~~shall be provided for each of the three hurricane categories. These files shall be named as shown in *Figure 7*:

Figure 7

Summary of Form S-5 Input and Output Files*

Hurricane Category	Input Values given in FormS5Input067.xls file	Output File	Modeler Wind-Speed-speed Output File Name
1	Sensitivity Analysis all Variables	1	XXX067FormS51SA.dat
	Uncertainty Analysis CP	2	XXX067FormS51UACP.dat
	Uncertainty Analysis Rmax	3	XXX067FormS51UARmax.dat
	Uncertainty Analysis VT	4	XXX067FormS51UAVT.dat
	Uncertainty Analysis Quantile	5	XXX067FormS51UAQuantile1.dat
3	Sensitivity Analysis all Variables	6	XXX067FormS53SA.dat
	Uncertainty Analysis CP	7	XXX067FormS53UACP.dat
	Uncertainty Analysis Rmax	8	XXX067FormS53UARmax.dat
	Uncertainty Analysis VT	9	XXX067FormS53UAVT.dat
	Uncertainty Analysis Quantile	10	XXX067FormS53UAQuantile1.dat
5	Sensitivity Analysis all Variables	11	XXX067FormS55SA.dat
	Uncertainty Analysis CP	12	XXX067FormS55UACP.dat
	Uncertainty Analysis Rmax	13	XXX067FormS55UARmax.dat
	Uncertainty Analysis VT	14	XXX067FormS55UAVT.dat
	Uncertainty Analysis Quantile	15	XXX067FormS55UAQuantile1.dat

*If the second quantile input variable is used, a sixth output file will be required for each hurricane category.

Each of the files will contain 96,600 lines (100×21×46 = 96,600), each written according to the format (3I5,14F6.1).

Note: Use of ASCII files reduces the size of the files. Zipping the ASCII files is encouraged as it greatly reduces the file size.

Each row in the output files ~~should~~shall contain the following values:

1. Sample number (1-100)
2. E-W Grid Coordinate (0, 3, 6, 9, 12, 15, ..., 135)
3. N-S Grid Coordinate (-15, -12, -9, -6, -3, 0, 3, 6, 9, ..., 45)
4. Wind-speed at time 0hr
5. Wind-speed at time 1hr
6. Wind-speed at time 2hr
7. Wind-speed at time 3hr
8. Wind-speed at time 4hr
9. Wind-speed at time 5hr
10. Wind-speed at time 6hr
11. Wind-speed at time 7hr
12. Wind-speed at time 8hr
13. Wind-speed at time 9hr
14. Wind-speed at time 10hr
15. Wind-speed at time 11hr

- 16. Wind-speed at time 12hr
- 17. Maximum wind-speed*

*This is the maximum wind-speed overall, if produced. Otherwise, provide the maximum wind speed over the 13 time points.

Successful completion of Form S-5 demonstrates that the modeler is capable of running an insurance portfolio at a latitude/longitude level directly and at a street address level indirectly with appropriate conversion to latitude/longitude.

Form S-5 Uncertainty and Sensitivity Analysis Extended to Loss Cost

In addition to uncertainty and sensitivity analyses performed for wind-speed in Form S-5, modelers are to perform uncertainty and sensitivity analyses for loss cost using a \$100,000 fully insured structure with a zero deductible policy at each of the 586 non-shaded grid points in *Figure 6*. The Excel input file contains a seventh worksheet (Land-Water ID) that lists the 966 grid coordinates with an indicator variable defined as follows:

- 0 = coordinate is over water
- 1 = coordinate is over land

The following house is assumed at each of the land-based grid points designated by the indicator variable.

- Single story
- Masonry walls
- Truss anchors
- Gable end roof
- No shutters
- Shingles with one layer 15# felt
- 1/2" plywood roof deck with 8d nails at 6" edge and 12" field
- House constructed in 1980

The Professional Team will extend analyses to loss cost based on a surrogate damage function as part of its preparation prior to reviewing the modeler's internal analyses (using the model's actual damage functions) during the on-site reviews. The modeler shall present to the Professional Team their analysis of their model using the model's vulnerability functions.

The Professional Team will use commercial software to create contour plots based on Form S-5 input and output for the following:

- Hourly wind-speed for each hurricane category
- Hourly standardized regression coefficients for sensitivity analysis
- Expected percentage reduction in the variance of wind-speed for uncertainty analysis
- Loss cost based on the Professional Team's surrogate damage function

A summary of all the contour plots is given in *Figure 8*.

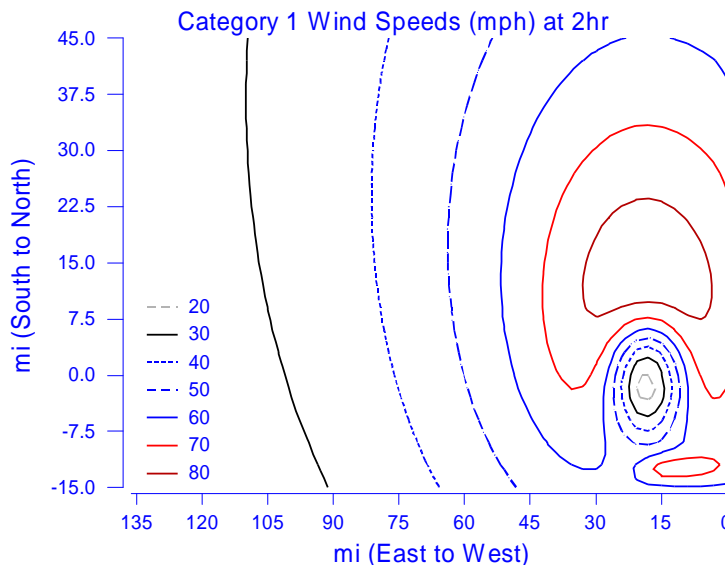
Figure 8

Summary of Contour Plots

Model Output	Contour Plot
Wind-Speeds	Hourly plots for the wind-speeds in output files 1, 6, and 11 in <i>Figure 7</i> (39 contour plots). See example contour plot provided in <i>Figure 9</i> .
Sensitivity Analysis	Hourly plots of standardized regression coefficients based on Form S-5 input as specified in <i>Figure 7</i> and the corresponding wind-speed output files 1, 6, and 11 in <i>Figure 7</i> (39 contour plots). See example contour plot provided in <i>Figure 10</i> .
Uncertainty Analysis	Hourly plots of the expected percentage reduction in variance based on Form S-5 input as specified in <i>Figure 7</i> and the corresponding output files (39 contour plots for each of the following input variables), which are as follows: Central pressure: output files 2, 7, and 12 in <i>Figure 7</i> Radius of maximum winds: output files 3, 8, and 13 in <i>Figure 7</i> Translational velocity: output files 4, 9, and 14 in <i>Figure 7</i> Quantile: output files 5, 10, and 15 in <i>Figure 7</i> See example contour plot provided in <i>Figure 11</i> .
Loss Cost	Loss cost based on the maximum wind-speed recorded over the 12hr time period in output files 1, 6, and 11 in <i>Figure 7</i> is to be calculated at each land-based grid point in <i>Figure 6</i> . The 586 land-based grid points in <i>Figure 6</i> are identified in the last worksheet (Land-Water ID) of the Form S-5 input file. Since there are 100 input vectors for each hurricane category, there are 100 estimates of loss cost at each of the land-based grid points. The contour plots are based on these values expressed as a percentage. See example loss cost contour plot provided in <i>Figure 12</i> .

Figure 9 is a contour plot of wind-speed (mph) for a Category 1 hurricane at 2hr. Contours in this figure represent average wind-speeds over all 100 input vectors at each grid point at t=2hr. The dark red and red contours represent hurricane or near hurricane force winds. These contours show the effect of decay as the hurricane moves from right to left across the grid as time increases.

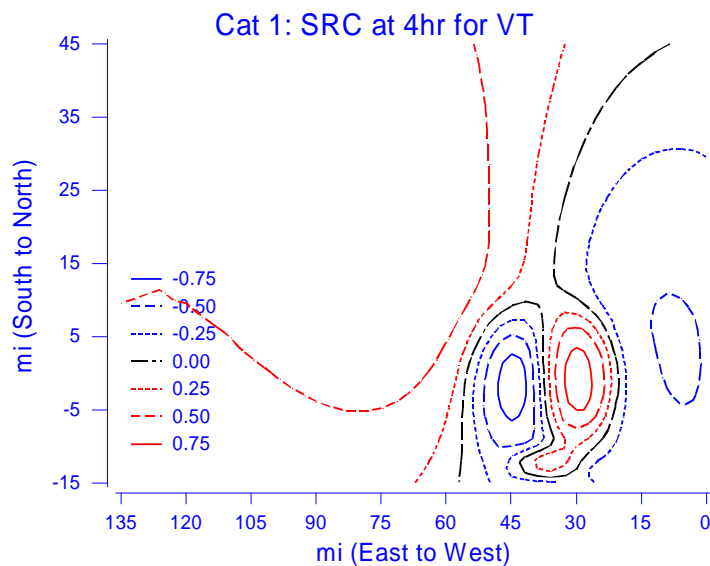
Figure 9



Average Wind-Speed (mph) Contours for Category 1 Hurricane at 2hr

Figure 10 shows contours of standardized regression coefficients (SRC) for VT for a Category 1 hurricane at 4hr. The calculation of the SRCs is explained on page 22 of the *Professional Team Demonstration Uncertainty/Sensitivity Analysis* by R.L. Iman, M.E. Johnson, and T.A. Schroeder, September 2001, (available at www.sbafla.com/methodology/pdf/meetings/2001/materials/demo%20ua-sa.pdf). The contours in this figure represent average SRCs for VT over all 100 input vectors at each grid point at t=4hr. Red contours represent positive values of SRC while the blue contours represent negative values. If the SRC is positive, wind-speed increases as VT increases while negative SRC values indicate that wind-speed decreases as VT increases. These contours show the effect of each input variable on the magnitude of wind-speed (and therefore on loss cost) as the hurricane moves from right to left across the grid as time increases.

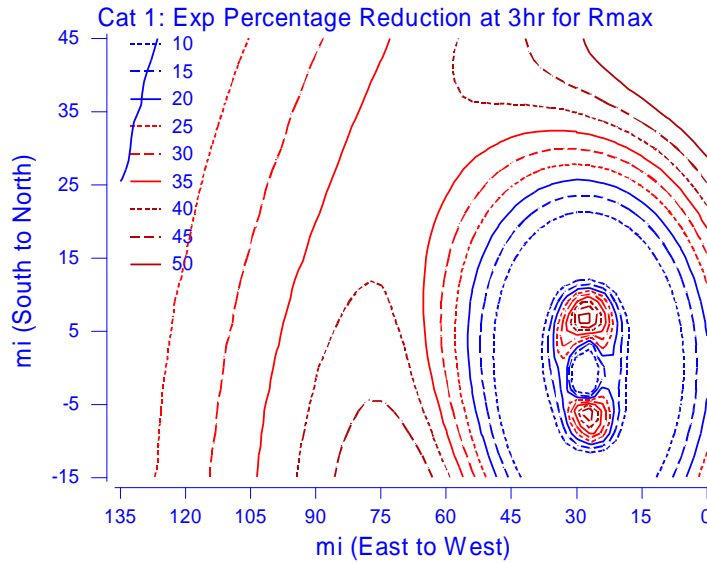
Figure 10



**Contours of Standardized Regression Coefficients for VT
for a Category 1 Hurricane at 4hr**

Figure 11 shows contours of the expected percentage reduction in variance for Rmax for a Category 1 hurricane at 3hr. The calculation of the expected percentage reduction is explained on pages 26-30 of the *Professional Team Demonstration Uncertainty/Sensitivity Analysis*, (available at www.sbafla.com/methodology/pdf/meetings/2001/materials/demo%20ua-sa.pdf). The contours in this figure represent the average value of the expected percentage reduction in the variance of the wind-speed attributable to Rmax when taken over all 100 input vectors at each grid point at t=3hr. Dark red contours represent expected percentage reductions of 40-50% while the red contours represent reductions of 25-35%. Blue contours represent expected percentage reductions of 20% or less. These contours illustrate the effect of each input variable on the uncertainty in wind-speed (and therefore the uncertainty in loss cost) as the hurricane moves from right to left across the grid as time increases.

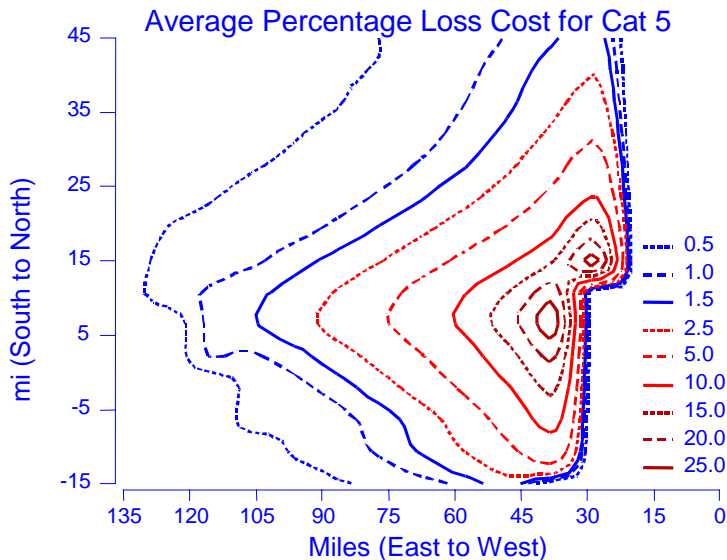
Figure 11



Contours of the Expected Percentage Reduction for Rmax for a Category 1 Hurricane at 3hr

Figure 12 shows contours of the average percentage loss cost for a Category 5 hurricane for each land-based grid point. A percentage loss cost ~~should~~ shall be calculated for each land-based grid point based on the maximum wind-speed observed at the point during the 12hr duration of the hurricane track. This calculation is repeated for each of the 100 input vectors. The contours in Figure 12 represent the averages of these 100 percentages at each grid point over the 12hr duration of the hurricane track. Dark red contours correspond to average percentage loss costs of 15-25%. The largest losses occur shortly after landfall to the right of the hurricane path. The pattern in the lower right-hand corner of Figure 12 corresponds to the Florida coastline south of Miami. While the average percentage loss costs depicted in Figure 12 are based on the Professional Team’s surrogate loss cost function, modelers are to generate average percentage loss cost contours based on their own loss cost calculations.

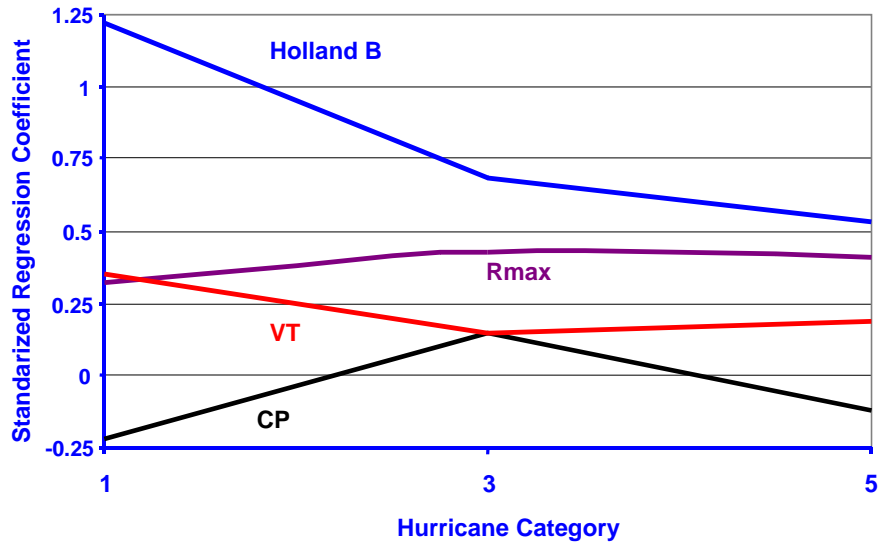
Figure 12



Average Percentage Loss Cost Contours for a Category 5 Hurricane

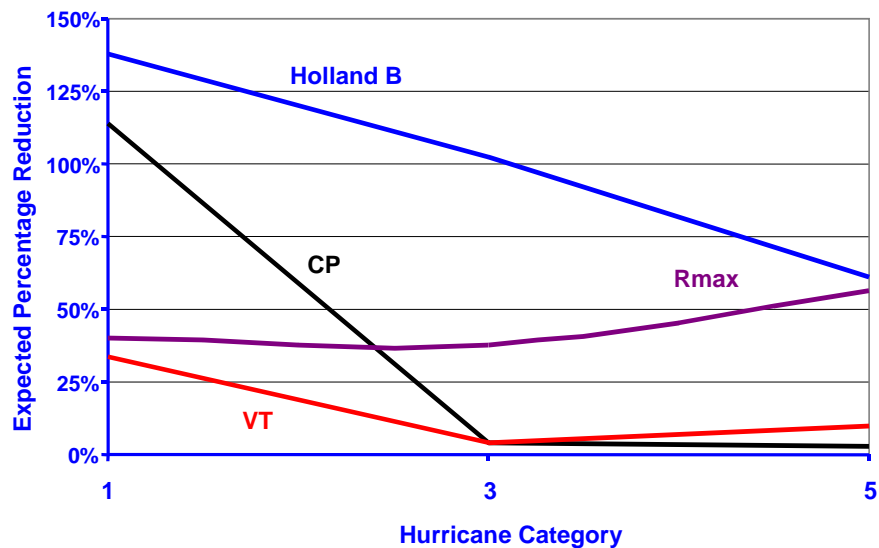
Figure 13 shows sample sensitivity analysis results for loss cost for all input variables based on a model that utilizes the Holland B parameter as the quantile variable. Figure 14 shows the corresponding uncertainty analysis results. The results shown in Figure 13 and Figure 14 are based on log transformed data to ameliorate the influence of some very large observations. Such a transformation may or may not be beneficial for individual modelers.

Figure 13



Standardized Regression Coefficients for Loss Cost by Hurricane Category for Each Input Variable

Figure 14



Expected Percentage Reduction for Loss Cost by Hurricane Category for Each Input Variable

COMPUTER STANDARDS

C-1 Documentation

- A. The modeler shall maintain a primary document binder, containing a complete set of documents specifying the model structure, detailed software description, and functionality. Development of each section shall be indicative of accepted software engineering practices.**
- B. All computer software (i.e., user interface, scientific, engineering, actuarial, data preparation, and validation) relevant to the modeler's submission shall be consistently documented and dated.**
- C. Documentation shall be created separately from the source code.**

Purpose: The primary document binder ~~should~~shall contain all the elements of the model and its development. This binder ~~should~~shall consist of several sub-binders, and the organization and relationships among them will admit accessibility through a hierarchical referencing scheme.

In some cases, a user may be offsite, and in others, the users may be modeling organization personnel. In either case, clearly written documentation is necessary to maintain the consistency and survivability of the code, irrespective of specific modeling organization personnel.

Audit

1. The primary document binder, in either electronic or physical form, and its maintenance process will be reviewed. The binder shall contain fully documented sections for each Computer Standard.
2. All documentation shall be easily accessible from a central location.
3. Complete user documentation, including all recent updates, will be reviewed.
4. Modeler personnel, or their designated proxies, responsible for each aspect of the software (i.e., user interface, quality assurance, engineering, actuarial, verification) shall be present when the Computer Standards are being audited. Internal users of the software will be interviewed.
5. Provide verification that documentation is created separately from the source code.
6. A table for each item listed in Standard G-1, Disclosures 5 and 6 will be reviewed. The table shall contain the item number in the first column. The remaining five columns shall contain specific document or file references for affected components or data relating to the following Computer Standards: C-2, C-3, C-4, C-5, and C-6.

7. Trace the model changes specified in Standard G-1, Disclosures 5 and 6 through all Computer Standards.

C-2 Requirements

The modeler shall maintain a complete set of requirements for each software component as well as for each database or data file accessed by a component.

Purpose: Software development begins with a thorough specification of requirements for each component, database, or data file accessed by a component. These requirements are frequently documented informally in natural language, with the addition of diagrams and other illustrations that aid both users and software engineers in specifying components, databases, or data files accessed by a component for the software product and process.

A typical division of requirements into categories would include:

1. ***Interface:*** For example, use the web browser Internet Explorer, with ActiveX technology, to show county and ZIP Code maps of Florida. Allow text search commands for browsing and locating counties.
2. ***Human Factors:*** For example, ZIP Code boundaries, and contents, can be scaled to the extent that the average user can visually identify residential home exposures marked with small circles.
3. ***Functionality:*** For example, make the software design at the topmost level a dataflow diagram containing the following components: HURRICANES, WIND-FIELD, DAMAGE, and LOSS COSTS. Write the low-level code in Java.
4. ***Documentation:*** For example, use Acrobat PDF for the layout language, and add PDF hyperlinks in documents to connect the sub-documents.
5. ***Data:*** For example, store the vulnerability data in an Excel spreadsheet using a different sheet for each construction type.
6. ***Human Resources:*** For example, task individuals for the six-month coding of the wind-field simulation. Ask others to design the user-interface by working with the Quality Assurance team.
7. ***Security:*** For example, store tapes off-site, with incremental daily backups. Password-protect all source files.
8. ***Quality Assurance:*** For example, filter insurance company data against norms and extremes created for the last project.

Disclosure

1. Provide a description of the documentation for interface, human factors, functionality, documentation, data, human and material resources, security, and quality assurance.

Audit

1. Provide confirmation that a complete set of requirements for each software component, as well as for each database or data file accessed by a component, has been maintained and documented.

C-3 Model Architecture and Component Design

The modeler shall maintain and document (1) detailed control and data flow diagrams and interface specifications for each software component, and (2) schema definitions for each database and data file. Documentation shall be to the level of components that make significant contributions to the model output.

Purpose: Component-based design is essential in creating software that reduces errors and promotes comprehension of the role for each component. Moreover, the component network needs to be shown to operate “as a whole.” Example components include HURRICANES, WIND-FIELD, DAMAGE, and LOSS COSTS, and the major components of each. The purpose of each example component is as follows:

1. HURRICANES accepts historical hurricane sets and generates historical and stochastic storm trajectories;
2. WIND-FIELD accepts the output from HURRICANES and produces site-specific winds;
3. DAMAGE accepts the output of WIND-FIELD and generates damage to structure; and
4. LOSS COSTS accepts the output from DAMAGE and generates loss costs.

Audit

1. The following will be reviewed:
 - a. Detailed control and data flow diagrams, completely and sufficiently labeled for each component,
 - b. Interface specifications for all components in the model,
 - c. Documentation for schemas for all data files, along with field type definitions,
 - d. Each network diagram including components, sub-component diagrams, arcs, and labels.
2. A model component custodian, or designated proxy, ~~should~~ shall be available for the review of each component.

C-4 Implementation

- A. *The modeler shall maintain a complete procedure of coding guidelines consistent with accepted software engineering practices.*
- B. *The modeler shall maintain a complete procedure used in creating, deriving, or procuring and verifying databases or data files accessed by components.*
- C. *All components shall be traceable, through explicit component identification in the flow diagrams, down to the code level.*
- D. *The modeler shall maintain a table of all software components affecting loss costs, with the following table columns: (1) Component name, (2) Number of lines of code, minus blank and comment lines; and (3) Number of explanatory comment lines.*
- E. *Each component shall be sufficiently and consistently commented so that a software engineer unfamiliar with the code shall be able to comprehend the component logic at a reasonable level of abstraction.*
- F. *The modeler shall maintain the following documentation for all components or data modified by items identified in Standard G-1, Disclosures 5 and 6:*
 - 1. A list of all equations and formulas used in documentation of the model with definitions of all terms and variables.*
 - 2. A cross-referenced list of implementation source code terms and variable names corresponding to items within F.1.*

Purpose: A high-level graphical view of a program promotes understanding and maintenance. All compositions ~~should~~shall be made clear through explicit textual or interactively supported reference within each graphical component. Each component is refined into subcomponents, and at the end of the component “tree” there are blocks of code. All documentation and binder identifications ~~should~~shall be referenced within this tree. This creates a traceable design from aggregate components down to the code level.

Disclosure

1. Specify the hardware, operating system, other software, and all computer languages required to use the model.

Audit

1. The interfaces and the coupling assumptions will be reviewed.

2. Provide the documented coding guidelines and confirm that these guidelines are uniformly implemented.
3. The procedure used in creating, deriving, or procuring and verifying databases or data files accessed by components will be reviewed.
4. The traceability among components at all levels of representation will be reviewed.
5. The following information shall be available and will be reviewed for each component, either in a header comment block, source control database, or the documentation:
 - a. component name,
 - b. date created,
 - c. dates modified and by whom,
 - d. purpose or function of the component, and
 - e. input and output parameter definitions.
6. The table of all software components as specified in C-4.D will be reviewed.
7. Model components and the method of mapping to elements in the computer program will be reviewed.
8. Comments within components will be examined for sufficiency, consistency, and explanatory quality.

C-5 Verification

A. General

For each component, the modeler shall maintain procedures for verification, such as code inspections, reviews, calculation crosschecks, and walkthroughs, sufficient to demonstrate code correctness. Verification procedures shall include tests performed by modeler personnel other than the original component developers.

B. Component Testing

- 1. The modeler shall use testing software to assist in documenting and analyzing all components.*
- 2. Unit tests shall be performed and documented for each component.*
- 3. Regression tests shall be performed and documented on incremental builds.*
- 4. Aggregation tests shall be performed and documented to ensure the correctness of all model components. Sufficient testing shall be performed to ensure that all components have been executed at least once.*

C. Data Testing

- 1. The modeler shall use testing software to assist in documenting and analyzing all databases and data files accessed by components.*
- 2. The modeler shall perform and document integrity, consistency, and correctness checks on all databases and data files accessed by the components.*

Purpose: Tests ~~should~~shall be run by varying component inputs to ensure correct output. Invariants are one method of achieving verification, where one brackets a block of code to ensure that data values do not stray from their required ranges. Other methods of verification include hand-calculations or parallel coding efforts (using a different language or tool, but with the same requirements).

Disclosures

1. State whether the model produces the same loss costs if it runs the same information more than once without changing the seed of the random number generator.
2. Provide an overview of the component testing procedures.

Audit

1. The components will be reviewed for containment of sufficient logical assertions, exception-handling mechanisms, and flag-triggered output statements to test the correct values for key variables that might be subject to modification.
2. The testing software used by the modeler will be reviewed.
3. The component (unit, regression, aggregation) and data test processes and documentation will be reviewed [including compliance with independence of the verification procedures](#).

C-6 Model Maintenance and Revision

- A. The modeler shall maintain a clearly written policy for model revision, including verification and validation of revised components, databases, and data files.***
- B. A revision to any portion of the model that results in a change in any Florida residential hurricane loss cost shall result in a new model version number.***
- C. The modeler shall use tracking software to identify all errors, as well as modifications to code, data, and documentation.***

Purpose: The Commission will determine to be acceptable only those models for which the owners have a clearly written policy for model revision with respect to methodologies and data.

Once the software is constructed, it is essential to track and maintain all source code, data, and documentation.

Disclosures

1. Identify procedures used to maintain code, data, and documentation.
2. [Describe the rules underlying the model and code revision numbering systems.](#)

Audit

1. All policies and procedures used to maintain the code, data, and documentation will be reviewed. For each component in the system decomposition, the modeler ~~should~~ [shall](#) provide the installation date under configuration control, the current version number, and the date of the most recent change(s).
2. The policy for model revision will be reviewed.
3. The tracking software will be reviewed.

C-7 Security

The modeler shall have implemented and fully documented security procedures for: (1) secure access to individual computers where the software components or data can be created or modified, (2) secure operation of the model by clients, if relevant, to ensure that the correct software operation cannot be compromised, (3) anti-virus software installation for all machines where all components and data are being accessed, and (4) secure access to documentation, software, and data in the event of a catastrophe.

Purpose: Security procedures are necessary to maintain an adequate, secure, and correct base for code, data, and documentation. The modeler is expected to have a secure location supporting all code, data, and documentation development and maintenance. Necessary measures include, but are not limited to, (1) virus protection, (2) limited access protocols for software, hardware, and networks, and (3) backup and redundancy procedures.

Disclosure

1. Describe methods used to ensure the security and integrity of the code, data, and documentation.

Audit

1. The written policy for all procedures and methods used to ensure the security of code, data, and documentation will be reviewed. Specify all security procedures.
2. Documented security procedures for access, client model use, anti-virus software installation, and off-site procedures in the event of a catastrophe will be reviewed.

**WORKING DEFINITIONS
OF TERMS USED IN THE
*REPORT OF ACTIVITIES***

Working Definitions of Terms Used in the *Report of Activities*

Actual Cash Value (ACV):

Cost of replacing damaged or destroyed property with comparable new property minus depreciation.

Actuary:

A highly specialized professional with mathematical and statistical sophistication trained in the risk aspects of insurance, whose functions include the calculations involved in determining proper insurance rates, evaluating reserves, and various aspects of insurance research; a member of the Casualty Actuarial Society.

Acyclic Graph:

A graph containing no cycles.

Additional Living Expense (ALE):

If a home becomes uninhabitable due to a covered loss, ~~additional living expense~~ [ALE](#) coverage pays for the extra costs of housing, dining expenses, etc. up to the limits for ALE in the policy.

Aggregated Data:

Summarized data sets or data summarized by using different variables. For example, data summarizing the exposure amounts by line of business by ZIP Code is one set of aggregated data.

Aggregation Test:

A test to ensure the correctness of all components when operating as a whole.

Annual Aggregate Loss Distributions:

For the Commission's purposes, the aggregate losses which are expected to occur for all hurricane events in any one year. Another way to state it is the aggregate probable maximum loss. See below for Probable Maximum Loss (PML).

Appurtenant Structures:

Coverage for detached buildings and other structures located on the same property as the principal insured building, e.g., detached garage, fences, swimming pools, patios, etc.

Assertion:

A logical expression specifying a program state that must exist or a set of conditions that program variables must satisfy at a particular point during program execution. Types include input assertion, loop assertion, output assertion. Assertions may be handled specifically by the programming language (i.e., with an "assert" statement) or through a condition (i.e., "if") statement.

Atlantic Basin:

The area including the entire North Atlantic Ocean, the Caribbean Sea, and the Gulf of Mexico.

Average:

Arithmetic average or arithmetic mean.

Base Hurricane Storm Set:

The storm set used to validate modeled hurricane frequency impacting Florida against historical hurricanes as defined in Standard M-1.

By-Passing Hurricane:

A hurricane which does not make landfall, but still causes damage in Florida.

Catastrophe:

A natural or man-made event that causes more than \$25 million in insured losses as defined by Property Claims Services.

Characteristics:

~~The variables that define an event. For the Commission's purposes, since the event is a hurricane, these might include such things as central pressure, forward speed, or wind speeds.~~

Center:

The point inside the eye of a hurricane where the wind is calm and about which the vortex winds rotate.

Code:

In software engineering, computer instructions and data definitions expressed in a programming language or in a form output by an assembler, compiler, or other translator.
Synonym: Program.

Coding Guidelines:

Organization, format, and style directives in the development of programs and the associated documentation.

Component:

One of the parts that make up a system. A component may be subdivided into other components. The terms "module," "component," and "unit" are often used interchangeably or defined to be sub-elements of one another in different ways depending on the context. For non-object oriented software, a component is defined as the main program, a subprogram, or a subroutine. For object-oriented software, a component is defined as a class characterized by its attributes and component methods.

Component Tree:

An acyclic graph depicting the hierarchical decomposition of a software system or model.
See also: System Decomposition.

Components and Cladding:

Elements of the building envelope that do not qualify as part of the main wind-force resisting system.

Control Flow:

The sequence in which operations are performed during the execution of a computer program. *Synonym: Flow of Control. Contrast with: Data Flow.*

Control Flow Diagram:

A diagram that depicts the set of all possible sequences in which operations may be performed during the execution of a system or program. Types include box diagram, flowchart, input-process-output chart, state diagram. *Contrast with: Data Flow Diagram.*

Correctness:

(1) The degree to which a system or component is free from faults in its specification, design, and implementation; (2) the degree to which software, documentation, or other items comply with specified requirements.

Damage:

The Commission recognizes that the question, “What is the damage to the house?” may be answered in a number of ways. In constructing their models, the modeling organizations assess “losses” in more than one way, depending on the use to which the information is to be put in the model. A structural engineer might determine that a house is 55% damaged and consider it still structurally sound. A claims adjuster might look at the same house and determine that 55% damage translates into a total loss because the house will be uninhabitable for some time, and further, because of a local ordinance relating to damage exceeding 50%, will have to be completely rebuilt according to updated building requirements. Since the Commission is reviewing models for purposes of residential rate filings in Florida, loss costs must be a function of insurance damage rather than engineering damage.

Damage Ratio:

Percentage of a property damaged by an event relative to the total cost to rebuild or replace the property of like kind and quality.

Data Flow:

The sequence in which data transfer, use, and transformation are performed during the execution of a computer program. *Contrast with: Control Flow.*

Data Flow Diagram:

A diagram that depicts data sources, data sinks, data storage, and processes performed on data as nodes, a flow of data as links between the nodes. *Contrast with: Control Flow Diagram.*

Data Validation:

Techniques to assure the needed accuracy, required consistency, and sufficient completeness of data values used in model development and revision.

Decay Rate:

The rate at which surface wind speeds decrease and central pressure increases in a tropical cyclone. Tropical cyclones weaken or decay as central pressure rises. Once tropical cyclones move over land, their rate of decay is affected not only because of the removal of their warm water energy source, but also because of surface roughness. The surface roughness contribution to filling is expected to vary spatially. *See also: Weakening.*

Demand Surge:

An increase in the cost of claims due to amplified payments following a hurricane or a series of hurricane events.

Depreciation:

The decrease in the value of property over time.

Event:

For purposes of modeling hurricane losses, an event is any hurricane that makes landfall in Florida as a hurricane or by-passes Florida as a hurricane but comes close enough to cause damaging winds in Florida.

Exception:

A state or condition that either prevents the continuation of program execution or initiates, on its detection, a pre-defined response through the provision of exception-handling capabilities.

Exposure:

The unit of measure of the amount of risk assumed. Rates and loss costs are expressed as dollars per exposure. Sometimes the number of houses is used in homeowner's insurance as a loose equivalent.

Far-Field Pressure:

Baseline pressure in the cyclone environment that may be used to relate maximum wind to minimum central pressure.

Filling Rate:

Synonym: Decay Rate.

Flag-Triggered Output Statements:

Statements that cause intermediate results (output) to be produced based on a Boolean-valued flag. This is a common technique for program test.

Flow Chart:

A control flow diagram in which suitably annotated geometrical figures are used to represent operations, data, or equipment, and arrows are used to indicate the sequential flow from one to another.

Flow Diagram:

See: Control Flow Diagram and Data Flow Diagram.

Forward Speed:

The forward speed at which a tropical cyclone is moving along the earth's surface. This is not the speed at which winds are circulating around the tropical cyclone. A forward speed of 3 mph is slow; a forward speed of 10-15 mph is average; a forward speed of 20-30 mph is fast.

Function:

(1) In programming languages, a subprogram, usually with formal parameters, that produces a data value that it returns to the place of the invocation. A function may also produce other changes through the use of parameters. (2) A specific purpose of an entity, or its characteristic action.

Functionality:

The degree to which the intended function of an entity is realized. *See also: Function.*

Geocoding:

Assignment of a location to geographic coordinates.

Ground Up Loss:

~~Incurred~~ Loss to a structure or location prior to the application of a deductible, policy limit, coinsurance penalty, depreciation, exclusion or other policy provision.

Guaranteed Replacement Cost:

A policy provision in which the insurer agrees to pay losses on a replacement cost basis even if in excess of the policy limit.

Homeowner's Policy:

A package policy for the homeowner that typically combines protection on the structure and contents, additional living expense protection, and personal liability insurance. Homeowner's policies were first developed in the 1950's. Prior to that time, homeowners wishing coverage for fire, theft, and liability had to purchase three separate policies. Homeowner's policies do not cover earthquake or flood. These are sold separately.

Human Factors:

Study of the interrelationships between humans, the tools they use, and the environment in which they live and work. *See also:* **User Interface.**

Hurricane:

A tropical cyclone in which the maximum one-minute average wind-speed at 10-meters height is 74 miles per hour or greater.

Hurricane Characteristic:

An output of the model. Examples are modeled windspeed at a particular location, track, and intensity variation.

Hurricane Parameter:

An input (generally stochastic) to the model. Examples are radius of maximum wind, maximum wind, profile factor, and instantaneous speed and direction of motion.

Hurricane Strike Probabilities:

The probability in percent that a hurricane eye will pass within 50 miles to the right or 75 miles to the left of the listed location within the indicated time period when looking at the coast in the direction of the hurricane's movement.

Implementation:

The process of transforming a design specification into a system realization with components in hardware, software and "humanware." *See also:* **Code.**

Incremental Build:

A system development strategy that begins with a subset of required capabilities and progressively adds functionality through a cyclical build and test approach.

Independent:

An independent characteristic or event is one which is unaffected by the existence of another characteristic or by whether or not another event occurs.

Insurance to Value:

The relationship of the amount of insurance to replacement cost ~~is called Insurance to Value~~. 100% insurance to value means that the amount of insurance equals the replacement cost.

Insured Loss:

The cost to repair/restore property after an insured event, including ALE, payable by the insurance company after the application of policy terms and limits.

Intensity:

The maximum one-minute sustained surface (i.e., 10-meter) winds measured near the center of a tropical storm.

Interface Specification:

An unambiguous and complete description of the meaning, type, and format of data exchanges among system components (software, hardware, and “humanware”). *See also: User Interface.*

Invariant:

A logical expression that remains true within the context of a code segment.

Isotach:

A line of constant wind-speed.

Landfall:

A hurricane in which the center of circulation (the “eye”) crosses the coast. Only storms which make landfall while classified as a hurricane are of interest here.

Loss Adjustment Expenses (LAE):

The expenses incurred by an insurer to adjust a claim by a policyholder. These expenses are divided into allocated loss adjustment expenses (ALAE) and unallocated loss adjustment expenses (ULAE). Allocated loss adjustment expenses are specific amounts attributable to individual claims such as attorney’s fees and court costs. Unallocated loss adjustment expenses are all other types of LAE.

Loss Costs:

In calculating loss costs, losses shall be expressed as insured losses.

Mapping of ZIP Codes:

Either a point estimate or a physical geographic area.

Maximum Windspeed:

The peak one-minute, 10-meter winds in a hurricane. Depending on context, maximum windspeed may also refer to the strongest gradient wind.

Mean Wind ~~S~~speed:

The time average surface (10-meter) wind-speed at a location. The averaging period shall not be less than one-minute.

Miles Per Hour (mph):

Miles per hour. Standard unit of wind-speed measurement.

Millibar (mb):

Unit of air pressure. See Minimum Central Pressure.

Minimum Central Pressure:

Minimum Central Pressure is ~~defined as~~ the minimum surface pressure at the center of a tropical cyclone. The atmosphere exerts a pressure force measured in millibars. Average sea level pressure is 1013.25 millibars. Tropical Cyclones have low pressure at the center of the cyclone. For a tropical cyclone of a given radius, lower central pressure corresponds to stronger surface wind-speeds and storm surge height. The lowest pressure ever measured in a hurricane in the Atlantic basin was 882 mb in Hurricane Wilma.

Mitigation Measure:

A factor or function that improves a structure's wind resistance.

Model Architecture:

The structure of components in a program/system, their interrelationships, and the principles and guidelines governing their design and evolution over time.

Model Component Custodian:

The individual who can explain the functional behavior of the component and is responsible for changes (revisions in code, documentation, or data) to that component.

Model Revision:

The process of changing a model to correct discovered faults, add functional capability, respond to technology advances, or prevent invalid results or unwarranted uses. *See also:* **Regression Testing.**

Model Validation:

A comparison between model behavior and empirical (i.e., physical) behavior.

Model Verification:

Assuring that the series of transformations, initiating with requirements and concluding with an implementation, follow the prescribed software development process.

Modification Factor:

A scalar adjustment to a vulnerability function that may increase or decrease the amount of change.

Modification Function:

Adjusts a vulnerability function and may vary over its range.

Network diagram:

See: **Flow Diagram.**

Peak Gust:

Highest surface (i.e., 10-meter) wind recorded. Generally in a 2- to 3-second interval.

Peak Hurricane Intensity:

The peak intensity over the lifetime of a hurricane estimated as the maximum one-minute sustained surface (i.e., 10-meter) winds near the center of the hurricane. *See also: Intensity.*

Position:

The position of a hurricane is the latitude and longitude of its center.

Premium:

The consideration paid or to be paid to an insurer for the issuance and delivery of any binder or policy of insurance; see s. 626.014(2), F.S. Premium is the amount charged to the policyholder and includes all taxes and commissions.

Probable Maximum Loss (PML):

The largest single event that is likely to befall an insurer. This is important to assess the adequacy of surplus to support the policies issued by the insurer and is also used to evaluate reinsurance needs.

Profile Factor:

A hurricane parameter input to the model that controls the radial structure of the cyclone winds independently of Rmax and Vmax.

Program:

See: Code.

Property Insurance:

Insurance on real or personal property of every kind, whether the property is located on land, on water, or in the air, against loss or damage from any and all perils (hazards or causes); see s. 624.604, F.S.

Quality Assurance:

The responsibility and consequent procedures for achieving the targeted levels of quality in the model and the continual improvement of the model development process.

Radius of Maximum Winds (Rmax):

~~The radius from tropical cyclone center to the point of maximum winds surrounding a tropical cyclone. For a typical hurricane, the distance is about 15-20 miles.~~ Distance from the center of a hurricane to the strongest winds.

Rate:

The amount by which the exposure is multiplied to determine the premium. See s. 627.041(1), F.S. Rate times exposure equals premium.

Recurvature:

A change in the track of a storm that causes the storm to move continuously from west to east (rather than from east to west as in the tropics), usually also increasing in forward speed. Recurvature happens when the storm moves into the subtropical westerlies.

Regression Test:

A procedure that attempts to identify new faults that might be introduced in the changes to remove existing deficiencies (correct faults, add functionality, or prevent user errors). A regression test is a test applied to a new version or release to verify that it performs the intended functions without introducing new faults or deficiencies. This procedure is not to be confused with ordinary least squares as used in statistics. *See also:* **Model Revision**.

Reinsurance:

An arrangement by which one insurer (the ceding insurer) transfers all or a portion of its risk under a policy or group of policies to another insurer (the reinsurer). Thus reinsurance is insurance purchased by an insurance company from another insurer, to reduce risk for the ceding insurer.

Replacement Cost:

The cost to replace damaged property with a new item of like kind and quality.

Residential Property Insurance:

Personal lines residential coverage, which consists of the type of coverage provided by homeowner's, mobile home owner's, dwelling, tenant's, condominium unit owner's, cooperative unit owner's, and similar policies, and commercial lines residential coverage, which consists of the type of coverage provided by condominium association, cooperative association, apartment building, and similar policies, including covering the common elements of a homeowners' association; see s. 627.4025, F.S.

Requirements Specification:

A document that specifies the requirements for a system or component. Typically included are functional requirements, performance requirements, interface requirements, design requirements, quality requirements, and development standards.

Return Time:

Average span in years between expected, similar events.

Roughness:

Surface characteristics capable of disrupting airflow. Roughness elements may be natural (e.g., mountains, trees, grasslands) or man-made (e.g., buildings, bridges).

Saffir-Simpson Scale:

A scale ranging from one to five based on the hurricane's present intensity. This scale can be used to give an estimate of the potential property damage and flooding expected along the coast from a hurricane. In practice, wind-speed is the parameter that determines category since storm surge is strongly dependent on the slope of the continental shelf. *Reference:* Saffir-Simpson Scale provided in Standard M-[35](#).

Schema:

(1) A complete description of the structure of a database pertaining to a specific level of consideration; (2) The set of statements, expressed in a data definition language, that completely describe the structure of a database.

Sensitivity:

The effect that a change in the value of an input variable will have on the output of the model.

Sensitivity Analysis:

Determination of the magnitude of the change in response of a model to changes in model inputs and specifications.

Significant Change:

Those changes to the Standards or any changes to the model that result in changes to loss costs or have potential for changes to the loss costs. The Commission may determine in its judgment whether a change is significant.

Software Engineering:

The application of a systematic, disciplined, quantifiable approach to the development, operation, and maintenance of software; that is, the application of engineering to software.

Statistical Terms:

Definitions of statistical terms are available in: [A Dictionary of Statistical Terms, Fifth Edition, F.H.C. Marriott, John Wiley & Sons, 1990.](#)

Storm Heading:

The direction towards which a storm is moving. Angle is measured clockwise from north (0°) so that east is 90°, etc.

Storm Surge:

An abnormal rise in sea level accompanying a hurricane, and whose height is the difference between the observed level of the sea surface and the level that would have occurred in the absence of the hurricane. Storm surge is usually estimated by subtracting the normal or astronomical tide from the observed storm tide.

Storm Track:

The path along that a tropical cyclone has already moved.

Sub-Component:

A component that is encapsulated within another component. *See also:* **Component Tree**.

System Decomposition:

The hierarchical division of a system into components. *See also:* **Component Tree**.

Terrain:

Terrain or terrain roughness for structures or a site is determined by the surface area surrounding the site including other structures (height and density) and topographic features such as ground elevation, vegetation or trees, and bodies of water.

Test:

A phase in the software (model) development process that focuses on the examination and dynamic analysis of execution behavior. Test Plans, Test Specifications, Test Procedures, and Test Results are the artifacts typically produced in completing this phase.

Testing:

Software testing involves executing an implementation of the software with test data and examining the outputs of the software and its operational behavior to check that it is performing as required. Testing is a dynamic technique of verification and validation because it works with an executable representation of the system. Typical testing approaches include (1) unit, (2) aggregation, (3) regression, and (4) functional testing.

Tropical Cyclone:

A generic term for a non-frontal synoptic-scale cyclone originating over tropical or subtropical waters with organized convection and definite cyclonic surface wind circulation.

Tropical Storm:

A tropical cyclone in which the maximum one-minute average wind-speed at 10-meters height ranges from 39 to 73 miles per hour inclusive.

Uncertainty Analysis:

Determination of the variation or imprecision in model output resulting from the collective variation in the model inputs.

Underwriting:

The process of identifying and classifying the potential degree of risk represented by a proposed exposure unit. Potential insureds that satisfy an insurer's underwriting standards are offered insurance or are offered a renewal while others are declined or non-renewed.

Unit:

Synonym: **Component**.

Unit Test:

Each component is tested on its own, isolated from the other components in the system.

User:

A person who uses a computer to execute code, provide the code with input through a user interface, and/or obtain textual or visual output.

User Documentation:

Documentation describing a way in which a system or component is to be used to obtain desired results. *See also:* **User Manual**.

User Interface:

An interface that enables information to be passed between a human user and hardware or software components of a computer system. *See also:* **Interface Specification**.

User Manual:

A document that presents the information necessary to employ a system or component to obtain desired results. Typically described are system or component capabilities, limitations, options, permitted inputs, expected outputs, possible error messages, and special instructions.

Vmax (or maximum wind):

The peak one-minute, 10-meter winds in a hurricane. Depending upon the context, Vmax may also refer to the strongest gradient wind.

Validation:

The process of determining the degree to which a model or simulation is an accurate representation of the real-world from the perspective of the intended uses of the model or simulation.

Verification:

The process of determining that a model representation accurately represents the developer's conceptual description, specification, and requirements. Verification also evaluates the extent to which the model development process is based on sound and established software engineering techniques. Testing, inspections, reviews, calculation crosschecks and walkthroughs, applied to design and code, are examples of verification techniques. *See also:* **Walkthrough**.

Version:

(1) An initial release or re-release of a computer software configuration item, associated with a complete compilation or recompilation of the computer software configuration item; (2) An initial release or complete re-release of a document, as opposed to a revision resulting from issuing change pages to a previous release; (3) An initial release or re-release of a database or file.

Visualization:

A two or three-dimensional graphical display, chart, or plot meant to augment or replace a numerical table.

Vortex:

[The circularly symmetric rotating wind and pressure fields of the hurricane.](#)

Vulnerability Assessment:

A determination as to how likely a particular insured structure is to be damaged by a hurricane and an estimate of the loss potential.

Vulnerability Functions:

The curve that represents the damage ratios expected at various wind-speeds for a given structural type.

Walkthrough:

A static analysis technique in which a designer or programmer leads members of the development team and other interested parties through a segment of the documentation or code, and the participants ask questions and make comments about possible errors, violation of development standards, and other problems.

Weakening:

A reduction in the maximum one-minute sustained 10-meter winds. *See also: Decay Rate.*

Wind Field:

The area of winds associated with a tropical cyclone. Winds are typically asymmetric in a moving tropical cyclone with winds in the right front quadrant, relative to motion, being strongest.

ZIP Code Centroid: Two types of centroids:

Geographic Centroid:

The geographic center of a ZIP Code.

Population Weighted Centroid:

The center determined by weighting the distribution of population over the ZIP Code.

REFERENCES

References

For the purposes of the Standards, Disclosures, and Forms for model specification adopted in this document, the following references or published data sets are listed. Subsequent revisions to these documents and data sets shall supersede the versions listed below.

1. **1994 South Florida Building Code** (available at www.miamidade.gov/buildingcode/ordinances.asp).
2. **A Dictionary of Statistical Terms**, Fifth Edition, F.H.C. Marriott, John Wiley & Sons, 1990.
3. **Florida Building Code** (available at www.floridabuilding.org/BCISOld/bc/default.asp).
4. **Florida Statutes** (available at www.flsenate.gov/statutes/).
5. **Hurricane Best Track Files (HURDAT), Atlantic Tracks File** (available at www.nhc.noaa.gov/pastall.shtml).
6. Iman, Ronald L., Johnson, Mark E., and Schroeder, Tom A., “Assessing Hurricane Effects. Part I. Sensitivity Analysis,” **Reliability Engineering & System Safety**, Vol. 78, 131-145, 2002.
7. Iman, Ronald L., Johnson, Mark E., and Schroeder, Tom A., “Assessing Hurricane Effects. Part 2. Uncertainty Analysis,” **Reliability Engineering & System Safety**, Vol. 78, 147-155, 2002.
8. Iman, Ronald L., “Latin Hypercube Sampling,” **Encyclopedia of Statistical Sciences**, Update Volume 3, 1999.
9. Iman, Ronald L., Johnson, Mark E., and Schroeder, Tom A., “Professional Team Demonstration Uncertainty/Sensitivity Analysis” (available at www.sbafla.com/methodology/pdf/meetings/2001/materials/demo%20ua-sa.pdf).
10. Kaplan, John and DeMaria, Mark, “A Simple Empirical Model for Predicting the Decay of Tropical Cyclone Winds After Landfall,” **Journal of Applied Meteorology**, Volume 34, #11, November, 1995, pages 2499-2512.
11. Tropical Prediction Center/National Hurricane Center (TPC/NHC), **Tropical Cyclones of the North Atlantic Ocean, 1871-1998**, with updates.

VIII. INQUIRIES OR INVESTIGATIONS

Inquiries or Investigations

The Commission finds that since its activities are ongoing, it is appropriate to set out, as it did at the end of its previous year of inquiry and investigation, a list of matters which the Commission determines are subjects for further inquiry and investigation. This list is not intended to be all-inclusive. The Commission anticipates that other matters will be added as they are identified. The Commission also notes that these matters as set out below imply no particular order of importance and no particular order regarding timing.

Inquiries or investigations will be reported on by the Professional Team prior to the Committee meetings.

Multi-Decadal Variability and Its Impact on Expected Loss

(Note: Reports were provided to the Commission, July 2006, and are available at www.sbafla.com/methodology/pdf/2006/PT%20Issues%20Report%20July%202006.pdf and www.sbafla.com/methodology/pdf/2006/Multidecadal%20Report%20July%202006.pdf)

A body of literature has accumulated since 1990 that focuses on multi-decadal variability of hurricanes. The hypothesis is that we are in an enhanced period of activity that can be expected to last another 10-15 years and then decrease to activity levels like the low frequency and landfall times of the 1980s. Can the models take account of this, or should they?

Previous Inquiries or Investigations

ALE/Storm Surge/Infrastructure

(Note: Report was provided to the Commission, July 2005, and is available at www.sbafla.com/methodology/pdf/meetings/2005/PT%20Issues%20Report%20July%202005.pdf)

The Commission has studied how ALE claim payments are affected by storm surge damage to the infrastructure.

The Commission determined that ALE loss costs produced by a model should appropriately consider ALE claims as a result of damage to the infrastructure.

Commercial Residential Property

(Note: Reports were provided to the Commission, [July 2002, available at \[www.sbafla.com/methodology/pdf/meetings/2002/materials/commercial%20residential%207%202002.pdf\]\(http://www.sbafla.com/methodology/pdf/meetings/2002/materials/commercial%20residential%207%202002.pdf\)](#), July 2005, available at www.sbafla.com/methodology/pdf/meetings/2005/PT%20Issues%20Report%20July%202005.pdf, and July 2006, available at www.sbafla.com/methodology/pdf/2006/PT%20Issues%20Report%20July%202006.pdf)

The Commission has studied commercial residential to determine (1) if the Commission should expand its scope to include commercial residential property in the modeling process, (2) if sufficient data is available for validation purposes, (3) if the Acceptability Process would include personal residential and commercial residential as a whole or separately, (4) what changes would be involved in the Meteorology and Vulnerability Standards, and (5) if separate

Standards should be created for commercial residential.

The Commission determined that the creation and monitoring of commercial residential Standards may be extremely difficult and will continue to evaluate the necessity of commercial residential Standards.

Demand Surge

(Note: Report was provided to the Commission, July 2003, and is available at www.sbafla.com/methodology/pdf/meetings/2003/materials/Pro%20Team%20White%20Paper.pdf)

The Commission has studied demand surge to determine (1) if there is information on which reasonable demand surge estimations can be made, (2) how demand surge is incorporated in model calculations, (3) what the scientific basis is for those calculations, and (4) whether it is appropriate for demand surge to be included or excluded.

The Commission determined that after the 2004 and 2005 hurricane seasons there is sufficient information on which reasonable demand surge estimations can be made and to incorporate demand surge into the Standards.

HURDAT Data Revisions

(Note: Reports were provided to the Commission, July 2003, available at www.sbafla.com/methodology/pdf/meetings/2003/materials/Pro%20Team%20White%20Paper.pdf and July 2005, available at www.sbafla.com/methodology/pdf/meetings/2005/PT%20Issues%20Report%20July%202005.pdf)

The Commission has assessed adopting HURDAT as the Official Hurricane Set and determined that all models should be based upon the complete HURDAT with the June 1, 2008 release. The Commission provided a multiple-year buffer for the transition between the existing Official Hurricane Set and the complete North Atlantic HURDAT.

Hurricane Force Winds

(Note: Reports were provided to the Commission, July 2005, available at www.sbafla.com/methodology/pdf/meetings/2005/PT%20Issues%20Report%20July%202005.pdf and July 2006, available at www.sbafla.com/methodology/pdf/2006/PT%20Issues%20Report%20July%202006.pdf)

The Commission has assessed the extent to which modeled hurricanes match the observed radius of hurricane force winds.

The Commission recognizes the importance of the spatial distribution of winds, but is sensitive to the inadequacies associated with radius of hurricane force winds data.

Hurricane Season Impact

(Note: Report was provided to the Commission, July 2006, and is available at www.sbafla.com/methodology/pdf/2006/PT%20Issues%20Report%20July%202006.pdf)

The Commission has assessed if any potential bias is entered into the model results by the inclusion or exclusion of a year's hurricane season, whether the season be active or inactive.

The Commission determined it is prudent to maintain the requirement to update the storm frequency annually to reduce any potential bias entered in the model results by the inclusion or exclusion of a year's hurricane season.

Impact on Modelers

(Note: Report was provided to the Commission, July 2003, and is available at www.sbafla.com/methodology/pdf/meetings/2003/materials/Pro%20Team%20White%20Paper.pdf)

The Commission has investigated the cost factor involved with meeting the Standards and the Acceptability Process, the impact changes have on this cost, and ideas for cutting the cost to modelers.

The Commission considers the costs and benefits associated with the review process and continually monitors its impact on modelers.

Interactions of Hurricanes

(Note: Report was provided to the Commission, July 2005, and is available at www.sbafla.com/methodology/pdf/meetings/2005/PT%20Issues%20Report%20July%202005.pdf)

The Commission has investigated the assumptions used by the models regarding whether the damage caused by multiple hurricanes impacting the same exposure during a season is independent and how it impacts loss costs.

The Commission determined that models should calculate deductible loss costs on an annual deductible basis.

Risk Location

(Note: Report was provided to the Commission, July 2006, and is available at www.sbafla.com/methodology/pdf/2006/PT%20Issues%20Report%20July%202006.pdf)

The Commission has investigated the use of latitude/longitude based exposure data sets rather than ZIP Code based where the exposure is placed at the population centroid and how this would impact ~~lost~~-loss costs.

The Commission determined that ZIP Code based exposure data is appropriate.

Transition of Hurricanes

(Note: Report was provided to the Commission, July 2005, and is available at www.sbafla.com/methodology/pdf/meetings/2005/PT%20Issues%20Report%20July%202005.pdf)

The Commission has assessed the need to account for the transition of hurricanes from over water to over land using currently acceptable meteorological science.

The Commission determined that the current methods used by models are adequate to capture the transition effects of hurricane weakening and friction and that the models should be validated using published wind observations as substantial data for hurricane wind fields over land are being collected and published in the atmospheric science and engineering literature.

IX. APPENDICES

627.0628 Florida Commission on Hurricane Loss Projection Methodology; public records exemption; public meetings exemption.--

(1) LEGISLATIVE FINDINGS AND INTENT.--

- (a) Reliable projections of hurricane losses are necessary in order to assure that rates for residential property insurance meet the statutory requirement that rates be neither excessive nor inadequate. The ability to accurately project hurricane losses has been enhanced greatly in recent years through the use of computer modeling. It is the public policy of this state to encourage the use of the most sophisticated actuarial methods to assure that consumers are charged lawful rates for residential property insurance coverage.
- (b) The Legislature recognizes the need for expert evaluation of computer models and other recently developed or improved actuarial methodologies for projecting hurricane losses, in order to resolve conflicts among actuarial professionals, and in order to provide both immediate and continuing improvement in the sophistication of actuarial methods used to set rates charged to consumers.
- (c) It is the intent of the Legislature to create the Florida Commission on Hurricane Loss Projection Methodology as a panel of experts to provide the most actuarially sophisticated guidelines and standards for projection of hurricane losses possible, given the current state of actuarial science. It is the further intent of the Legislature that such standards and guidelines must be used by the State Board of Administration in developing reimbursement premium rates for the Florida Hurricane Catastrophe Fund, and, subject to paragraph (3)(c), may be used by insurers in rate filings under s. 627.062 unless the way in which such standards and guidelines were applied by the insurer was erroneous, as shown by a preponderance of the evidence.
- (d) It is the intent of the Legislature that such standards and guidelines be employed as soon as possible, and that they be subject to continuing review thereafter.

(2) COMMISSION CREATED.--

- (a) There is created the Florida Commission on Hurricane Loss Projection Methodology, which is assigned to the State Board of Administration. For the purposes of this section, the term “commission” means the Florida Commission on Hurricane Loss Projection Methodology. The commission shall be administratively housed within the State Board of Administration, but it shall independently exercise the powers and duties specified in this section.
- (b) The commission shall consist of the following 11 members:
 - 1. The insurance consumer advocate.
 - 2. The senior employee of the State Board of Administration responsible for operations of the Florida Hurricane Catastrophe Fund.
 - 3. The Executive Director of the Citizens Property Insurance Corporation.
 - 4. The Director of the Division of Emergency Management of the Department of Community Affairs.

5. The actuary member of the Florida Hurricane Catastrophe Fund Advisory Council.
 6. An employee of the office who is an actuary responsible for property insurance rate filings and who is appointed by the director of the office.
 7. Five members appointed by the Chief Financial Officer, as follows:
 - a. An actuary who is employed full time by a property and casualty insurer which was responsible for at least 1 percent of the aggregate statewide direct written premium for homeowner's insurance in the calendar year preceding the member's appointment to the commission.
 - b. An expert in insurance finance who is a full-time member of the faculty of the State University System and who has a background in actuarial science.
 - c. An expert in statistics who is a full-time member of the faculty of the State University System and who has a background in insurance.
 - d. An expert in computer system design who is a full-time member of the faculty of the State University System.
 - e. An expert in meteorology who is a full-time member of the faculty of the State University System and who specializes in hurricanes.
- (c) Members designated under subparagraphs (b)1.-5. shall serve on the commission as long as they maintain the respective offices designated in subparagraphs (b)1.-5. The member appointed by the director of the office under subparagraph (b)6. shall serve on the commission until the end of the term of office of the director who appointed him or her, unless removed earlier by the director for cause. Members appointed by the Chief Financial Officer under subparagraph (b)7. shall serve on the commission until the end of the term of office of the Chief Financial Officer who appointed them, unless earlier removed by the Chief Financial Officer for cause. Vacancies on the commission shall be filled in the same manner as the original appointment.
- (d) The State Board of Administration shall annually appoint one of the members of the commission to serve as chair.
- (e) Members of the commission shall serve without compensation, but shall be reimbursed for per diem and travel expenses pursuant to s. 112.061.
- (f) The State Board of Administration shall, as a cost of administration of the Florida Hurricane Catastrophe Fund, provide for travel, expenses, and staff support for the commission.
- (g) There shall be no liability on the part of, and no cause of action of any nature shall arise against, any member of the commission, any member of the State Board of Administration, or any employee of the State Board of Administration for any action taken in the performance of their duties under this section. In addition, the commission may, in writing, waive any potential cause of action for negligence of a consultant, contractor, or contract employee engaged to assist the commission.
- (3) **ADOPTION AND EFFECT OF STANDARDS AND GUIDELINES.--**
- (a) The commission shall consider any actuarial methods, principles, standards, models, or output ranges that have the potential for improving the accuracy of or reliability of the hurricane loss projections used in residential property insurance rate filings. The commission shall, from time to time, adopt findings as to the accuracy or reliability of particular methods, principles, standards, models, or output ranges.
 - (b) In establishing reimbursement premiums for the Florida Hurricane Catastrophe Fund, the State Board of Administration must, to the extent feasible, employ

actuarial methods, principles, standards, models, or output ranges found by the commission to be accurate or reliable.

- (c) With respect to a rate filing under s. 627.062, an insurer may employ actuarial methods, principles, standards, models, or output ranges found by the commission to be accurate or reliable to determine hurricane loss factors for use in a rate filing under s. 627.062. Such findings and factors are admissible and relevant in consideration of a rate filing by the office or in any arbitration or administrative or judicial review only if the office and the consumer advocate appointed pursuant to s. 627.0613 have access to all of the assumptions and factors that were used in developing the actuarial methods, principles, standards, models, or output ranges, and are not precluded from disclosing such information in a rate proceeding. In any rate hearing under s. 120.57 or in any arbitration proceeding under s. 627.062(6), the hearing officer, judge, or arbitration panel may determine whether the office and the consumer advocate were provided with access to all of the assumptions and factors that were used in developing the actuarial methods, principles, standards, models, or output ranges and to determine their admissibility.
- (d) The commission shall adopt revisions to previously adopted actuarial methods, principles, standards, models, or output ranges at least annually.
- (e)
 1. A trade secret, as defined in s. 812.081, that is used in designing and constructing a hurricane loss model and that is provided pursuant to this section, by a private company, to the commission, office, or consumer advocate appointed pursuant to s. 627.0613, is confidential and exempt from s. 119.07(1) and s. 24(a), Art. 1 of the State Constitution.
 2. That portion of a meeting of the commission or of a rate proceeding on an insurer's rate filing at which a trade secret made confidential and exempt by this paragraph is discussed is exempt from s. 286.011 and s. 24(b), Art. 1 of the State Constitution.
 3. This paragraph is subject to the Open Government Sunset Review Act of 1995 in accordance with s. 119.15, and shall stand repealed on October 2, 2010, unless reviewed and saved from repeal through reenactment by the Legislature.

History.--s. 6, ch. 95-276; s. 6, ch. 96-194; s. 3, ch. 97-55; s.4, ch. 2000-333; s. 1066, ch. 2003-261; s.79, ch. 2004-390; s. 4, ch. 2005-111; s. 3, ch. 2005-264; s. 12, ch. 2006-12.

Meeting Schedule and Topics of Discussion

1995

July 14 -	Organizational Meeting
August 10 -	Discussion of the Problem
August 24 -	Discussion on Our Mission, Goals, and Objectives
September 7 -	Meeting with Modelers
September 21 -	Development of Work Plan
October 5 -	Canceled Due to Hurricane Opal
October 19 -	Development of Descriptive Criteria and Tests of the Model
November 2 -	The Evaluation Process
November 16 -	Meeting with Modelers to provide input for the Evaluation Process
November 30 -	Adoption of Initial Standards and Guidelines

1996

January 8 -	Review of Modeler Responses for Modules 1 and 2
January 29 -	Comparison of Models
February 12 -	Tests and Evaluations
February 26 -	Tests and Evaluations B Continued
April 1 -	Professional Team Report
April 15 -	Module 3 Phase 2 Test Results
April 19 -	AIR Presentation
April 20 -	EQECAT Presentation
April 26 -	Tillinghast Presentation
April 27 -	RMS Presentation
May 6 -	Committee Meetings B Session 1 Adopting Standards
May 20 -	Committee Meetings B Session 2 Adopting Standards
June 3 -	Adopting a Specification of Acceptable Computer Models or Output Ranges
August 26 -	Planning and Update as to Modeler Progress
November 13 -	Vulnerability Standards Committee Meeting
December 11 -	Actuarial Standards Committee Meeting

1997

February 7 -	Review of Standards and Procedures; Vulnerability Standards Committee Meeting
April 11 -	Review of AIR Model
May 6 -	Meteorology Standards Committee Meeting
May 7 -	General Standards Committee Meeting
May 16 -	Review of AIR Model (Continued); Computer Standards Committee Meeting
May 22 -	Vulnerability Standards Committee Conference Call

May 29 -	Review of AIR Model (Continued) and Adoption of Revised Standards for 1997
September 29 -	Planning for Calendar Year and Review of Models
October 23 -	Vulnerability Committee Meeting
October 24 -	Review of AIR Model
December 11 & 12 -	Review of EQECAT Model
December 16 -	Review of RMS Model
1998	
April 23 -	Committee Meetings
April 24 -	Committee Meetings; 1998 Standards Adopted
May 21 -	Modules and Acceptability Process Adopted
November 17 & 18 -	Review of Tillinghast Model
November 19 & 20 -	Review of E.W. Blanch Model
December 8 -	Review of RMS Model
December 9 -	Review of EQECAT Model
December 10 -	Review of AIR Model
1999	
March 19 -	Commission Workshop; New Timeframe for Model Review
July 15 & 16 -	Committee Meetings
July 28 -	Meteorology Standards Committee Meeting
August 17 -	Adoption of 1999 Standards and <i>Report of Activities</i>
2000	
March 15 -	Discussion of Model Submissions and Determination of On-Site Reviews
May 9 -	Review of AIR Model – Suspended Consideration; E.W. Blanch and RMS Models Determined Acceptable under the 1999 Standards
May 10 -	EQE Model Determined Acceptable under the 1999 Standards; Review of Risk Engineering Model
May 11 -	Review of Risk Engineering Model (Continued) – Suspended Consideration
May 12 -	Review of AIR Model (Continued) – Postponement Approved
July 25 & 26 -	ARA Model Determined Acceptable under the 1999 Standards
July 27 -	Committee Meetings
July 28 -	Committee Meetings (Continued); AIR Model Determined Acceptable under the 1999 Standards
September 14 & 15 -	Adoption of 2000 Standards and <i>Report of Activities</i>
2001	
March 27 -	Discussion of Model Submissions and Determination of On-Site Reviews
May 10 -	EQE and E.W. Blanch Models Determined Acceptable under the 2000 Standards
May 11 -	AIR and ARA Models Determined Acceptable under the 2000 Standards
July 30 -	RMS Model Determined Acceptable under the 2000 Standards; Committee Meetings
July 31 -	Committee Meetings (Continued)
September 18 -	Canceled due to World Trade Center Bombings

September 19 -	Adoption of 2001 Standards and <i>Report of Activities</i>
October 15 -	Adoption of 2001 Standards and <i>Report of Activities</i> (Continued)
2002	
March 27 -	Discussion of Model Submissions and Determination of On-Site Reviews
May 29 -	RMS Model Determined Acceptable under the 2001 Standards
May 30 -	EQE and AIR Models Determined Acceptable under the 2001 Standards
May 31 -	ARA Model Determined Acceptable under the 2001 Standards
July 23 & 24 -	Committee Meetings
September 18 & 19 -	Adoption of 2002 Standards and <i>Report of Activities</i>
2003	
February 20 -	Continuing Education and Training Workshop – Overview of Methodologies used in Catastrophe Computer Simulation Models
April 1 -	Discussion of Model Submissions and Determination of On-Site Reviews
May 29 -	AIR and ARA Models Determined Acceptable under the 2002 Standards
May 30 -	EQE and RMS Models Determined Acceptable under the 2002 Standards
July 22 & 23 -	Committee Meetings
August 21 & 22 -	Adoption of 2003 Standards and <i>Report of Activities</i>
2004	
March 18 -	Discussion of Model Submissions and Determination of On-Site Reviews
May 12 -	RMS and ARA Models Determined Acceptable under the 2003 Standards
May 13 -	AIR and EQE Models Determined Acceptable under the 2003 Standards
July 27 & 28 -	Committee Meetings
September 15 & 16 -	Canceled due to Hurricane Ivan
October 6 & 7 -	Adoption of 2004 Standards and <i>Report of Activities</i>
2005	
March 10 & 11 -	Discussion of Model Submissions and Determination of On-Site Reviews
June 1 -	Review of RMS Model
June 2 -	RMS, AIR, and EQE Models Determined Acceptable under the 2004 Standards
June 3 -	ARA Model Determined Acceptable under the 2004 Standards
July 15 -	Acceptability Process Committee Meeting
July 26, 27 & 28 -	Committee Meetings
August 10 -	Actuarial Standards and Acceptability Process Committee Meetings
September 14 & 15 -	Adoption of 2005 Standards and <i>Report of Activities</i>
2006	
January 25 & 26 -	Workshop to Discuss Modeling Commercial Residential Exposure, Simplification of the Commission’s Review Process, and to Review the Study “An Assessment of Computer Generated Loss Costs in Florida”
March 16 -	Discussion of Model Submissions and Determination of On-Site Reviews
May 16 -	AIR Model Determined Acceptable under the 2005 Standards; Review of RMS Model

May 17 - RMS and ARA Models Determined Acceptable under the 2005 Standards
May 18 - EQE Model Determined Acceptable under the 2005 Standards
June 30 - Promulgating Rules Conference Call
July 26 & 27 - Committee Meetings and Rule Workshop
August 17 & 18 - Adoption of 2006 Standards and *Report of Activities*;
Approval to file Notice of Proposed Rulemaking for Rule 19-16.001
September 26 - Discussion of Rule Hearing comments received on Rule 19-16.001
[October 23 - Withdrawal of Rule 19-16.001](#)

2007

[March 13 - Discussion of Model Submissions and Determination of On-Site Reviews](#)
[May 8 - ARA Model Determined Acceptable under the 2006 Standards](#)
[May 9 - EQE and AIR Models Determined Acceptable under the 2006 Standards](#)
[June 21 - RMS Model Determined Acceptable under the 2006 Standards](#)
[August 15 & 16 - Committee Meetings](#)
[August 17 - Florida Public Model Determined Acceptable under the 2006 Standards](#)
[September 20 & 21 - Adoption of 2007 Standards and *Report of Activities*](#)

Transcript Information

All meetings of the Florida Commission on Hurricane Loss Projection Methodology were transcribed by a Court Reporter. The meetings were not put on videotape or audiotape. If you would like to purchase copies of any transcript, contact the Court Reporter for the date of the meeting.

July 14, 1995 -	Amy Gonter, Habershaw Reporting Service, 850-385-9426
August 10, 1995 -	Amy Gonter, Habershaw Reporting Service, 850-385-9426
August 24, 1995 -	Sue Habershaw, Habershaw Reporting Service, 850-385-9426
September 7, 1995 -	Sue Habershaw, Habershaw Reporting Service, 850-385-9426
September 21, 1995 -	Nancy Vetterick, Accurate Stenotype Reporters, Inc., 850-878-2221
October 19, 1995 -	Christine Wheeler, Habershaw Reporting Service, 850-385-9426
November 2, 1995 -	Cathy Webster, C & N Reporters, 850-926-2020
November 16, 1995 -	Cathy Webster, C & N Reporters, 850-926-2020
November 30, 1995 -	Lori Dezell, Kirkland & Associates, 850-222-8390
January 8, 1996 -	Cathy Webster, C & N Reporters, 850-926-2020
January 29, 1996 -	Cathy Webster, C & N Reporters, 850-926-2020
February 12, 1996 -	Cathy Webster, C & N Reporters, 850-926-2020
February 26, 1996 -	Cathy Webster, C & N Reporters, 850-926-2020
April 1, 1996 -	Cathy Webster, C & N Reporters, 850-926-2020
April 15, 1996 -	Cathy Webster, C & N Reporters, 850-926-2020
April 19 & 20, 1996 -	Cathy Webster, C & N Reporters, 850-926-2020
April 26 & 27, 1996 -	Cathy Webster, C & N Reporters, 850-926-2020
May 6, 1996 -	Cathy Webster, C & N Reporters, 850-926-2020
May 20, 1996 -	Cathy Webster, C & N Reporters, 850-926-2020
June 3, 1996 -	Nancy Metzke, C & N Reporters, 850-926-2020
August 26, 1996 -	Cathy Webster, C & N Reporters, 850-926-2020
November 13, 1996 -	Cathy Webster, C & N Reporters, 850-926-2020
December 11, 1996 -	Cathy Webster, C & N Reporters, 850-926-2020
February 7, 1997 -	Cathy Webster, C & N Reporters, 850-926-2020
April 11, 1997 -	Cathy Webster, C & N Reporters, 850-926-2020
May 6, 1997 -	Nancy Metzke, C & N Reporters, 850-926-2020
May 7, 1997 -	Lisa G. Eslinger, C & N Reporters, 850-926-2020
May 16, 1997 -	Cathy Webster, C & N Reporters, 850-926-2020
May 22, 1997 -	Cathy Webster, C & N Reporters, 850-926-2020
May 29, 1997 -	Nancy Metzke, C & N Reporters, 850-926-2020
September 29, 1997 -	Lisa Girod Jones, Registered Merit Reporter, 850-894-2277
October 23 & 24, 1997 -	Cathy Webster, C & N Reporters, 850-926-2020
December 11 & 12, 1997 -	Nancy Metzke, C & N Reporters, 850-926-2020
December 16, 1997 -	Nancy Metzke, C & N Reporters, 850-926-2020

April 23 & 24, 1998 -	Nancy Metzke, C & N Reporters, 850-926-2020
May 21, 1998 -	Cathy Webster, C & N Reporters, 850-926-2020
November 17 - 20, 1998 -	Cathy Webster, C & N Reporters, 850-926-2020
December 8, 1998 -	Cathy Webster, C & N Reporters, 850-926-2020
December 9, 1998 -	Nancy Metzke, C & N Reporters, 850-697-8314
December 10, 1998 -	Cathy Webster, C & N Reporters, 850-926-2020
March 19, 1999 -	Cathy Webster, C & N Reporters, 850-926-2020
July 15 & 16, 1999 -	Nancy Metzke, C & N Reporters, 850-697-8314
July 28, 1999 -	Nancy Metzke, C & N Reporters, 850-697-8314
August 17, 1999 -	Debra Krick, Premier Reporting, 850-894-0828
March 15, 2000 -	Nancy Metzke, C & N Reporters, 850-697-8314
May 9 - 12, 2000 -	Nancy Metzke, C & N Reporters, 850-697-8314
July 25 - 28, 2000 -	Nancy Metzke, C & N Reporters, 850-697-8314
September 14 & 15, 2000 -	Nancy Metzke, C & N Reporters, 850-697-8314
March 27, 2001 -	Nancy Metzke, C & N Reporters, 850-697-8314
May 10 & 11, 2001 -	Nancy Metzke, C & N Reporters, 850-697-8314
July 30 & 31, 2001 -	Nancy Metzke, C & N Reporters, 850-697-8314
September 19, 2001 -	Nancy Metzke, C & N Reporters, 850-697-8314
October 15, 2001 -	Mindy Martin, Catherine Wilkinson & Associates, 850-224-0127
March 27, 2002-	Mindy Martin, Catherine Wilkinson & Associates, 850-224-0127
May 29 - 31, 2002 -	Catherine Wilkinson, Catherine Wilkinson & Associates, 850-224-0127
July 23 & 24, 2002 -	Catherine Wilkinson, Catherine Wilkinson & Associates, 850-224-0127
September 18, 2002 -	Christine Wheeler, Accurate Stenotype Reporters, Inc., 850-878-2221
September 19, 2002 -	Lori Dezell, Accurate Stenotype Reporters, Inc., 850-878-2221
April 1, 2003 -	Lori Dezell, Accurate Stenotype Reporters, Inc., 850-878-2221
May 29 & 30, 2003 -	Lori Dezell, Accurate Stenotype Reporters, Inc., 850-878-2221
July 22 & 23, 2003 -	Lori Dezell, Accurate Stenotype Reporters, Inc., 850-878-2221
August 21 & 22, 2003 -	Lori Dezell, Accurate Stenotype Reporters, Inc., 850-878-2221
March 18, 2004 -	Lori Dezell, Accurate Stenotype Reporters, Inc., 850-878-2221
May 12 & 13, 2004 -	Lori Dezell, Accurate Stenotype Reporters, Inc., 850-878-2221
July 27 & 28, 2004 -	Lori Dezell, Accurate Stenotype Reporters, Inc., 850-878-2221
October 6 & 7, 2004 -	Lori Dezell, Accurate Stenotype Reporters, Inc., 850-878-2221
March 10 & 11, 2005 -	Lori Dezell, Accurate Stenotype Reporters, Inc., 850-878-2221
June 1 - 3, 2005 -	Lori Dezell, Accurate Stenotype Reporters, Inc., 850-878-2221
July 15, 2005 -	Lori Dezell, Accurate Stenotype Reporters, Inc., 850-878-2221
July 26 - 28, 2005 -	Lori Dezell, Accurate Stenotype Reporters, Inc., 850-878-2221
August 10, 2005 -	Lori Dezell, Accurate Stenotype Reporters, Inc., 850-878-2221
September 14 & 15, 2005 -	Lori Dezell, Accurate Stenotype Reporters, Inc., 850-878-2221
March 16, 2006 -	Lori Dezell, Accurate Stenotype Reporters, Inc., 850-878-2221
May 16 - 18, 2006 -	Lori Dezell, Accurate Stenotype Reporters, Inc., 850-878-2221

June 30, 2006 - Lori Dezell, Accurate Stenotype Reporters, Inc., 850-878-2221
July 26 & 27, 2006 - Lori Dezell, Accurate Stenotype Reporters, Inc., 850-878-2221
August 17, 2006 - Lori Dezell, Accurate Stenotype Reporters, Inc., 850-878-2221
August 18, 2006 - Danielle Freeze, Accurate Stenotype Reporters, Inc., 850-878-2221
September 26, 2006 - Lori Dezell, Accurate Stenotype Reporters, Inc., 850-878-2221
[October 23, 2006 - Lori Dezell, Accurate Stenotype Reporters, Inc., 850-878-2221](#)
[March 13, 2007 - Lori Dezell, Accurate Stenotype Reporters, Inc., 850-878-2221](#)
[May 8 & 9, 2007 - Lori Dezell, Accurate Stenotype Reporters, Inc., 850-878-2221](#)
[June 21, 2007 - Lori Dezell, Accurate Stenotype Reporters, Inc., 850-878-2221](#)
[August 15 - 17, 2007 - Lori Dezell, Accurate Stenotype Reporters, Inc., 850-878-2221](#)
[September 20 & 21, 2007 - Lori Dezell, Accurate Stenotype Reporters, Inc., 850-878-2221](#)

Commission Documentation

The State Board of Administration, in its responsibility as administrator for the Commission, maintains documentation for all meetings of the Commission. This information may be obtained by writing to:

Donna Sirmons
Florida Commission on Hurricane Loss Projection Methodology
c/o State Board of Administration
P. O. Box 13300
Tallahassee, Florida 32317-3300

There is a \$0.15 charge per page per s. 119.07(4)(a), F.S.

| This publication is available for a charge of \$~~10.39~~[7.97](#).