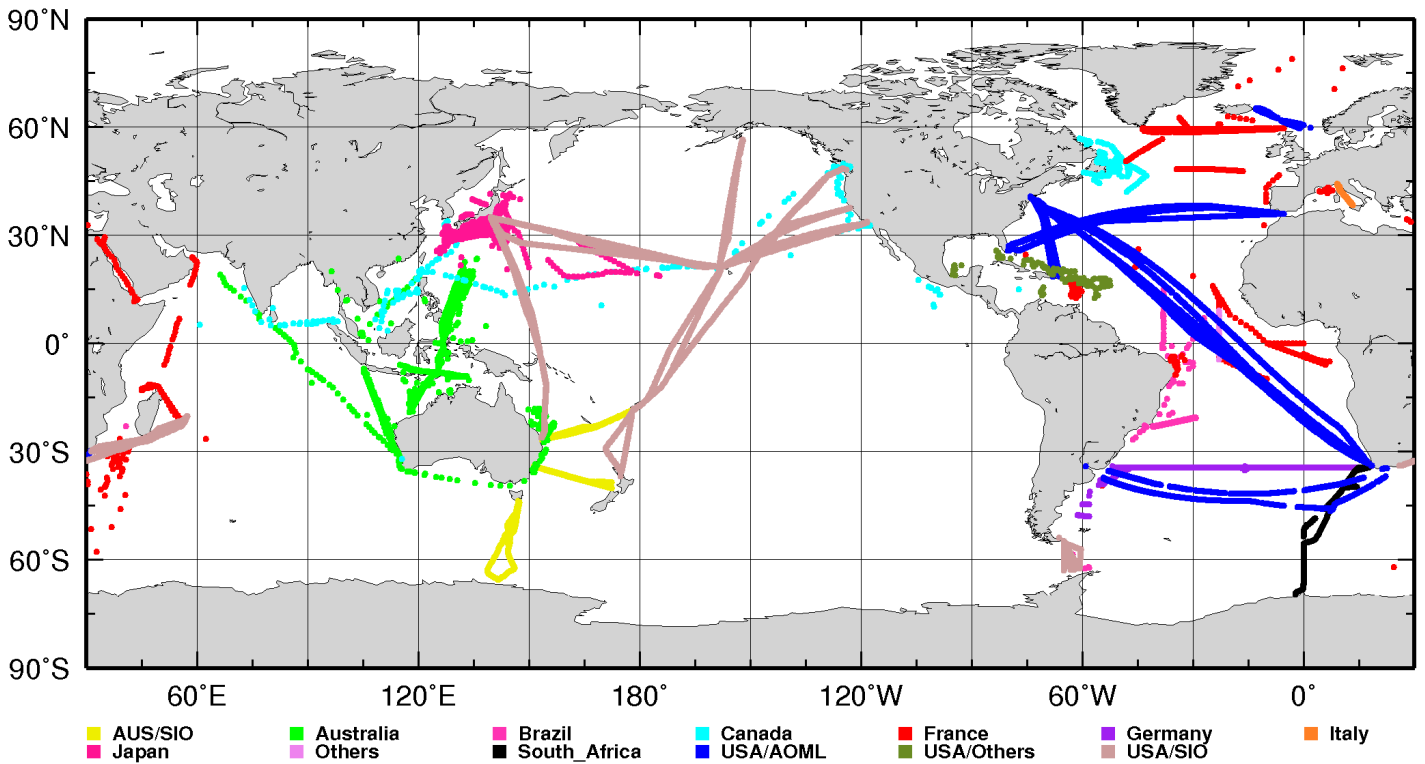


SOOP Operations Report: XBT Program

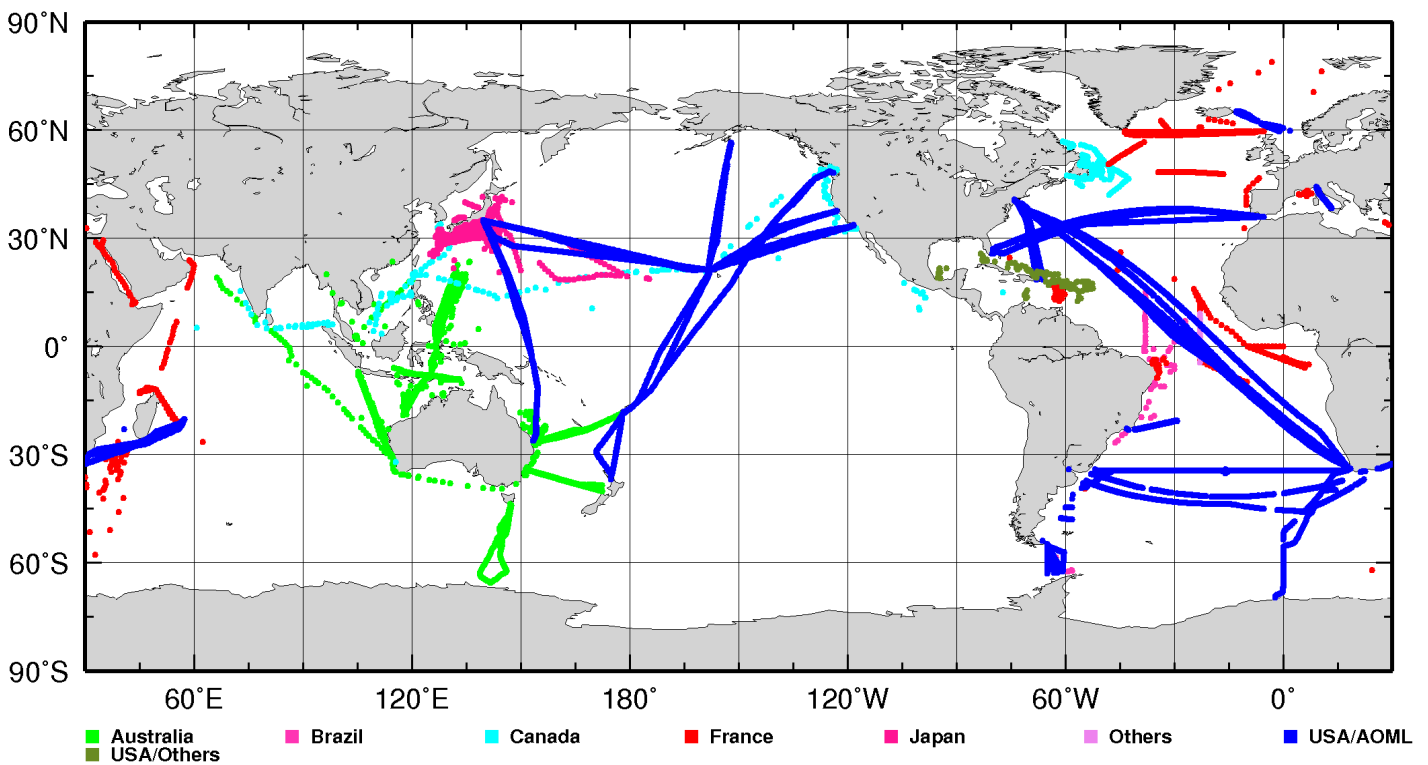
Year: 2017

Updated on Tue Mar 13 12:37:54 UTC 2018

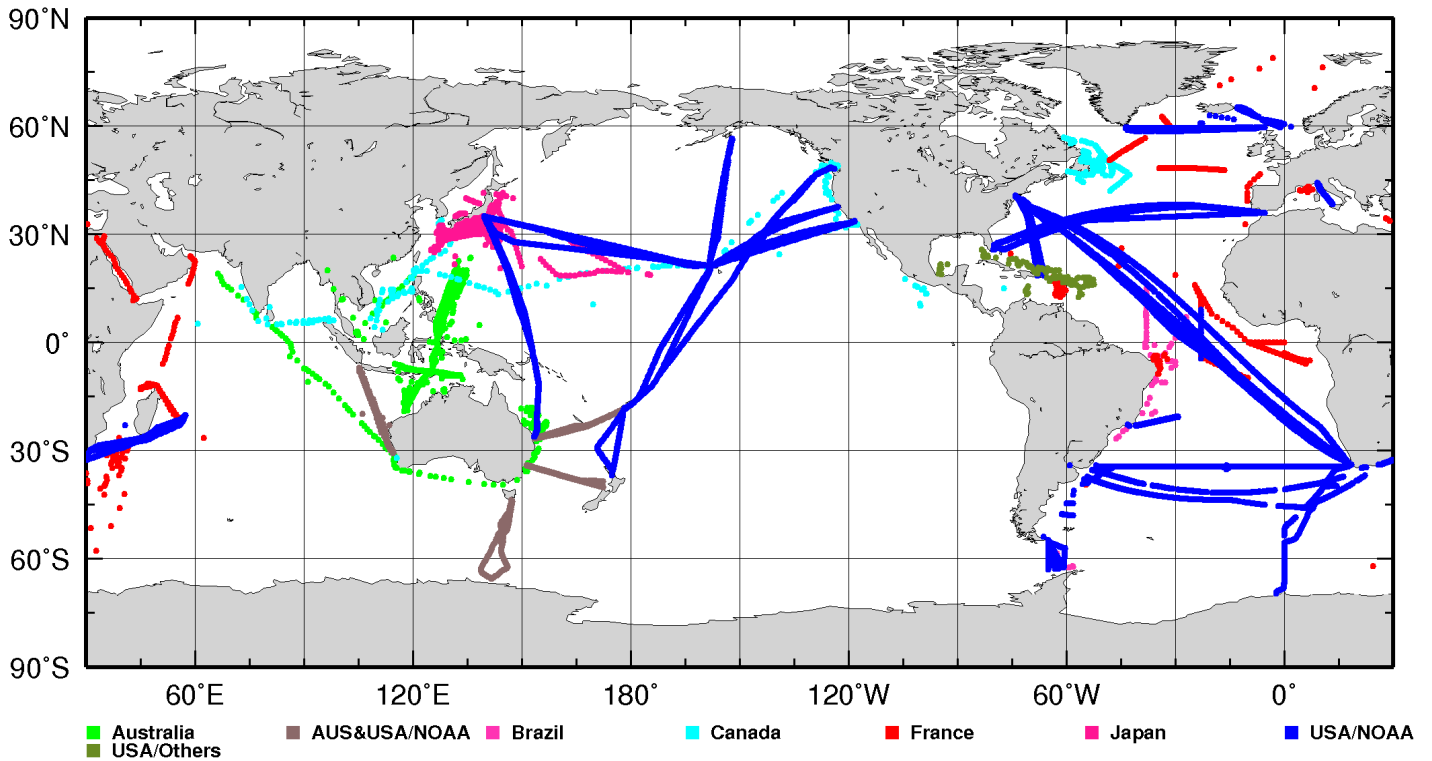
XBT Deployments Y2017 (Total 15933)



XBT Transmissions Y2017 (Total 15933)



Probe Source Y2017 (Total 15933)



Participation by Month - Country/Institution Deploying XBTs

Cntry/Month	JAN	FEB	MAR	APR	MAY	JUN	JUL	AUG	SEP	OCT	NOV	DEC	Total
AUS	232	98	131	137	108	219	222	161	164	148	78	135	1833
AUS/SIO	56	235	84	0	156	0	103	49	0	107	48	0	838
BRA	0	46	4	40	6	61	0	56	0	59	24	72	368
CAN	14	9	106	74	54	67	43	12	0	16	47	1	443
FRA	60	43	141	40	47	122	76	61	76	34	0	6	706
GER	399	0	0	0	0	0	0	0	0	0	0	0	399
ITA	37	0	36	0	36	0	0	0	40	38	0	35	222
JPN	57	70	54	76	42	91	68	12	51	52	69	91	733
USA/AOML	66	798	181	818	391	969	102	254	671	391	493	2	5136
USA/SIO	271	714	213	328	596	354	109	576	514	177	639	387	4878
ZA	7	83	0	0	0	0	0	0	0	0	0	136	226
USA/Others	0	0	0	0	0	0	0	22	92	0	0	0	114
Others	0	0	37	0	0	0	0	0	0	0	0	0	37
Total	1199	2096	987	1513	1436	1883	723	1203	1608	1022	1398	865	15933

Participation by Month - Country/Institution Transmitting XBTs

Cntry/Month	JAN	FEB	MAR	APR	MAY	JUN	JUL	AUG	SEP	OCT	NOV	DEC	Total
AUS	288	333	215	137	264	219	325	210	164	255	126	135	2671
BRA	0	0	4	0	6	5	0	0	0	6	24	14	59
CAN	14	9	106	74	54	67	43	12	0	16	47	1	443
FRA	60	43	141	40	47	122	76	61	76	34	0	6	706
JPN	57	70	54	76	42	91	68	12	51	52	69	91	733
USA/AOML	780	1641	430	1186	1023	1379	211	886	1225	659	1132	618	11170
USA/Others	0	0	0	0	0	0	0	22	92	0	0	0	114
Others	0	0	37	0	0	0	0	0	0	0	0	0	37
Total	1199	2096	987	1513	1436	1883	723	1203	1608	1022	1398	865	15933

Participation by Month - Country/Institution Providing XBTs

Cntry/Month	JAN	FEB	MAR	APR	MAY	JUN	JUL	AUG	SEP	OCT	NOV	DEC	Total
AUS	143	28	60	44	15	146	150	88	100	72	19	69	934
AUS&USA/NOAA	145	305	155	93	249	73	175	122	64	183	107	66	1737
BRA	0	0	4	0	6	5	0	0	0	6	24	14	59
CAN	14	9	106	74	54	67	43	12	0	16	47	1	443
FRA	26	43	86	40	47	70	76	61	19	29	0	4	501
JPN	57	70	54	76	42	91	68	12	51	52	69	91	733
USA/NOAA	814	1641	522	1186	1023	1431	211	886	1282	664	1132	620	11412
USA/Others	0	0	0	0	0	0	0	22	92	0	0	0	114
Total	1199	2096	987	1513	1436	1883	723	1203	1608	1022	1398	865	15933

Transects by Month

Transect/Month	JAN	FEB	MAR	APR	MAY	JUN	JUL	AUG	SEP	OCT	NOV	DEC	Total
AX01	34	0	55	0	0	52	0	0	57	0	0	0	198
AX07	0	265	0	290	0	264	0	0	0	275	0	0	1094
AX08	0	485	3	442	7	497	0	0	399	93	469	2	2397
AX10	0	0	120	0	0	128	16	114	0	0	0	0	378
AX18	399	0	0	16	313	0	0	44	250	0	0	0	1022
AX22	65	0	73	0	63	0	74	40	19	72	0	0	406
AX25	7	83	0	0	0	0	0	0	0	0	0	136	226
AX32	40	48	48	48	48	48	45	38	0	0	0	0	363
AX90	26	0	0	22	23	23	23	23	22	23	24	0	209
AX97	0	46	0	40	0	56	0	56	0	53	0	58	309
AX_WBTS	0	0	10	0	0	9	18	35	0	0	0	0	72
IX01	89	70	71	93	93	73	72	73	64	76	59	66	899
IX21	0	0	127	0	91	0	0	0	58	22	0	86	384
IX22	27	3	10	2	0	30	28	18	20	13	0	19	170
IX28	56	82	84	0	0	0	0	0	0	0	0	0	222
MX04	37	0	36	0	36	0	0	0	40	38	0	35	222
PX02	30	12	23	16	0	0	0	0	18	20	2	17	138
PX05	126	128	0	0	246	0	0	254	0	83	180	0	1017
PX06	0	65	0	65	0	64	35	35	60	0	62	0	386
PX09	0	156	0	156	0	0	0	148	0	0	116	30	606
PX11	86	10	22	16	0	56	53	51	45	38	3	33	413
PX30	0	100	0	0	103	0	103	0	0	107	0	0	413
PX34	0	53	0	0	53	0	0	49	0	0	48	0	203
PX37	0	173	13	0	196	0	0	99	82	0	170	0	733
PX38	0	0	0	0	0	98	0	0	105	0	111	0	314
PX39	80	0	0	107	0	0	0	0	0	0	0	107	294
PX40	0	192	0	0	0	192	0	0	190	0	0	164	738
MED	0	0	0	0	1	3	0	1	1	4	0	4	14
ATL	13	11	138	67	47	14	76	41	87	13	71	17	595
PAC	71	78	144	123	57	160	120	42	60	69	71	91	1086
IND	13	35	10	6	28	87	60	28	24	23	12	0	326
GMCS	0	1	0	4	31	29	0	14	7	0	0	0	86
N/A	0	0	0	0	0	0	0	0	0	0	0	0	0
Total	1199	2096	987	1513	1436	1883	723	1203	1608	1022	1398	865	15933

ATL Atlantic Ocean
MED Mediterranean

GMCS Gulf of Mexico and Caribbean
PAC Pacific Ocean

IND Indian Ocean
N/A Not Available