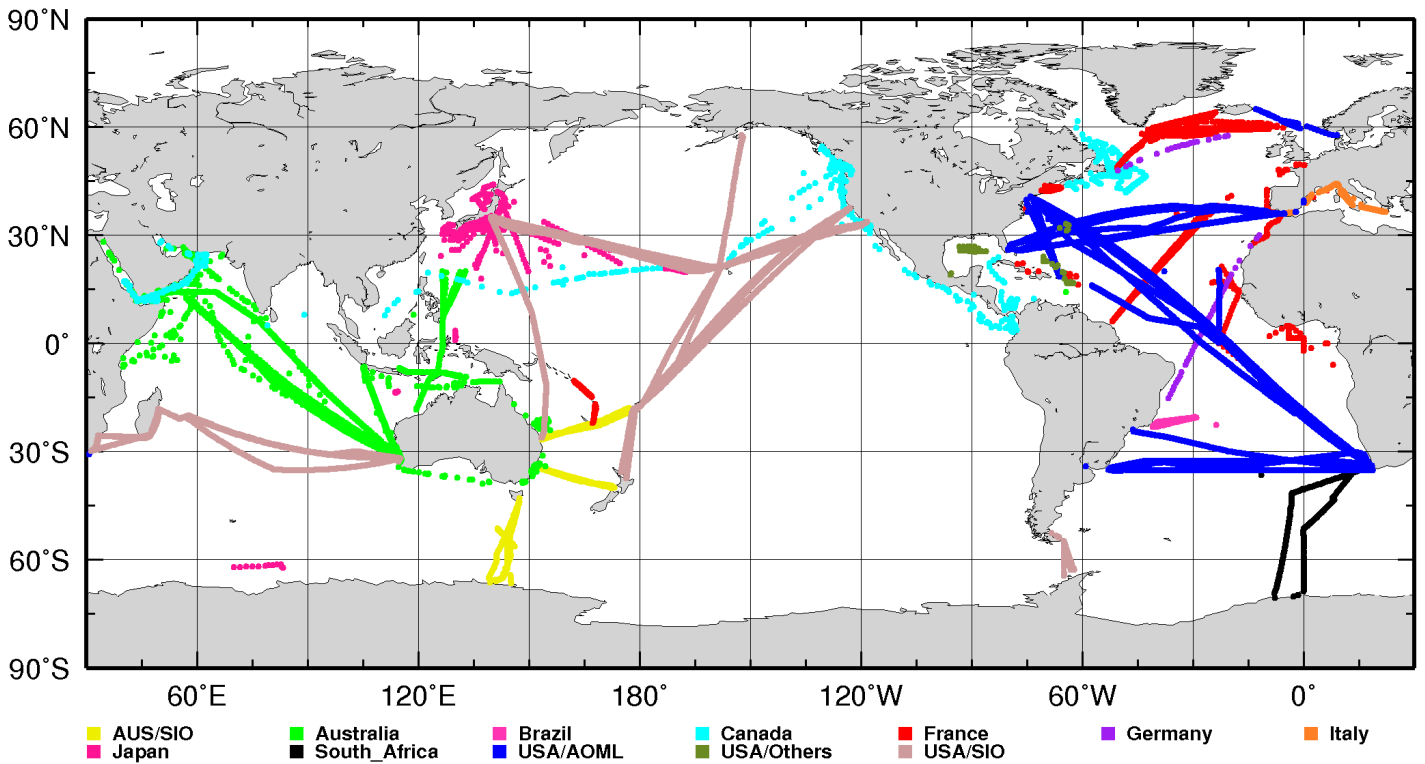


SOOP Operations Report: XBT Program

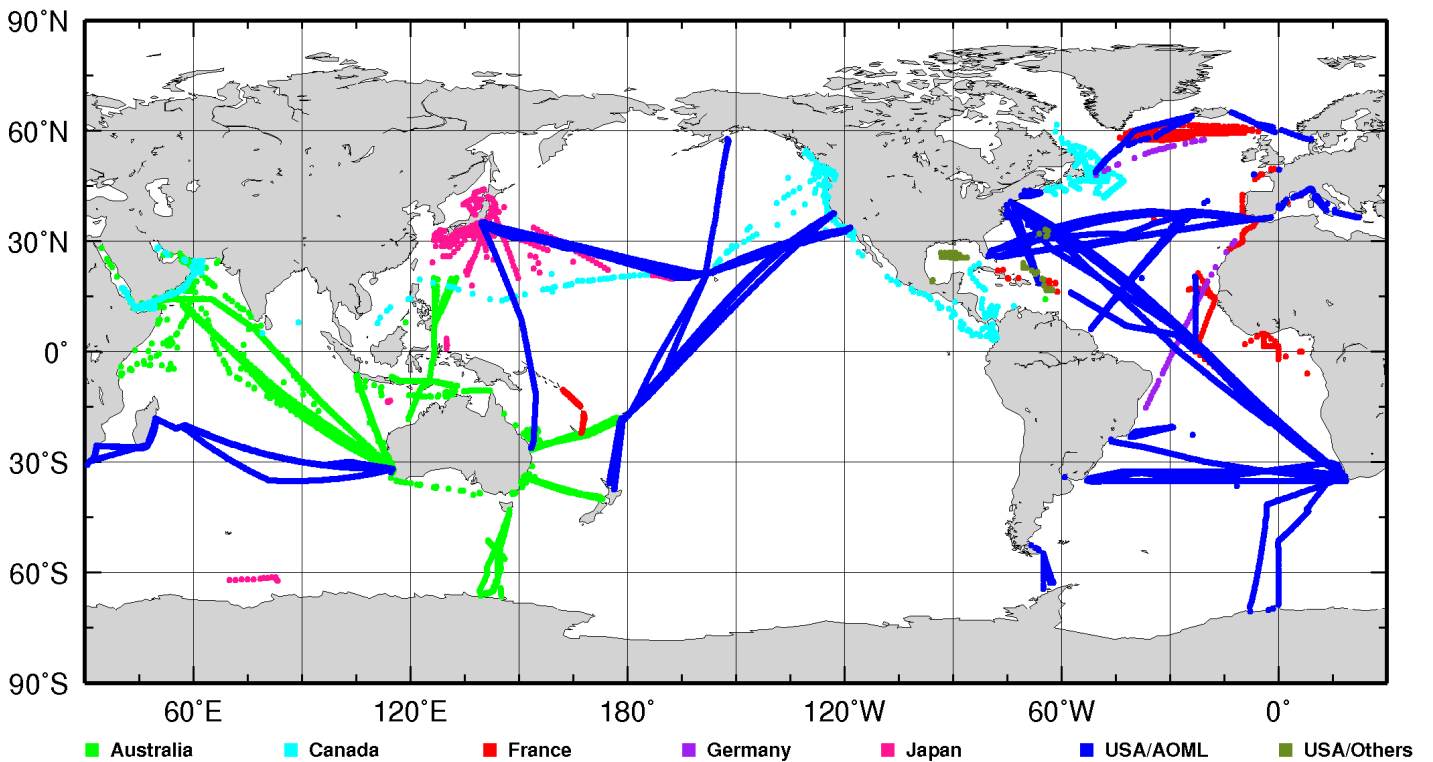
Year: 2013

Updated on Fri Oct 31 15:51:18 UTC 2014

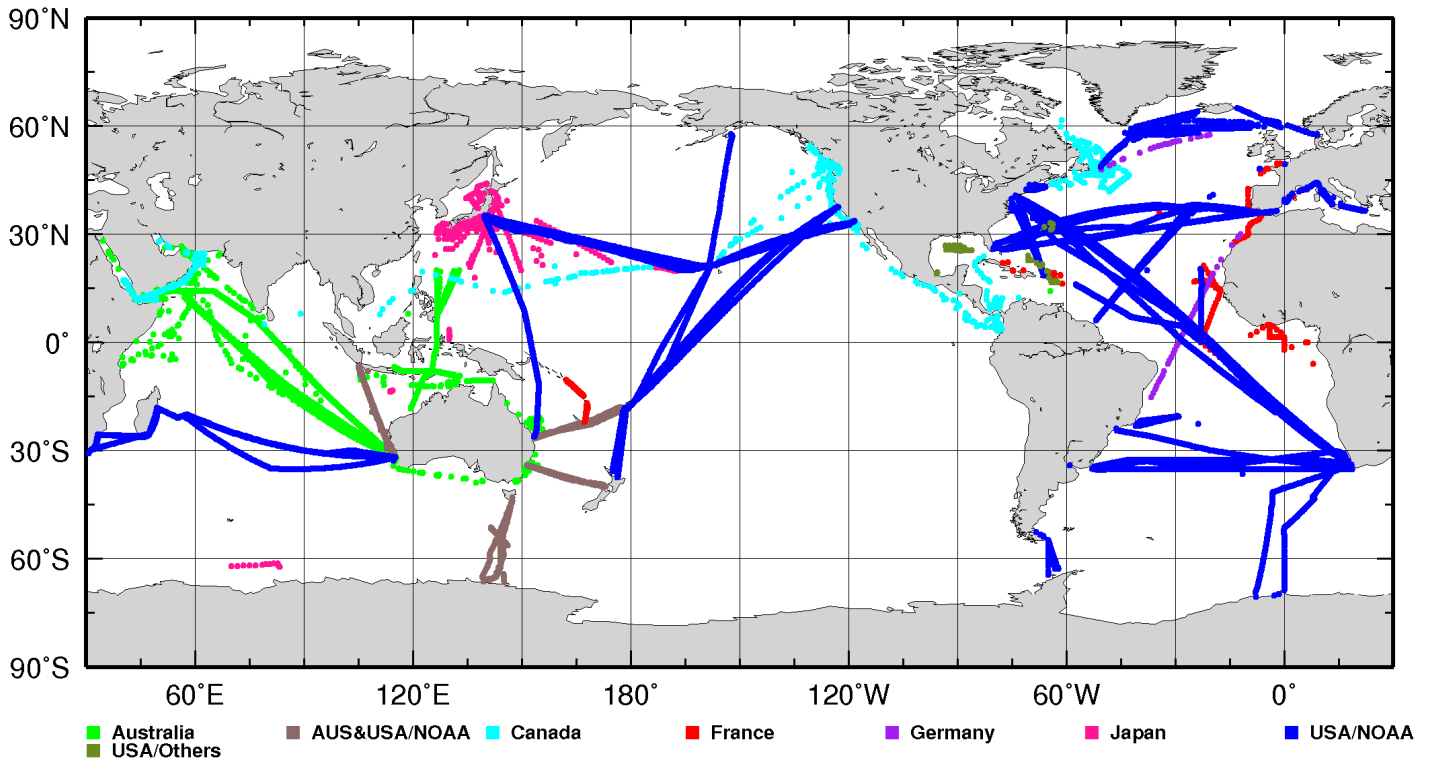
XBT Deployments Y2013 (Total 17992)



XBT Transmissions Y2013 (Total 17992)



Probe Source Y2013 (Total 17992)



Participation by Month - Country/Institution Deploying XBTs

Cntry/Month	JAN	FEB	MAR	APR	MAY	JUN	JUL	AUG	SEP	OCT	NOV	DEC	Total
AUS	233	292	241	277	311	397	278	313	316	208	232	262	3360
AUS/SIO	97	59	0	0	55	100	0	52	0	105	55	182	705
BRA	0	46	0	35	0	48	0	46	0	48	5	40	268
CAN	16	53	32	38	73	130	146	105	10	72	54	40	769
FRA	2	42	258	93	47	71	301	7	62	0	51	206	1140
GER	38	21	0	0	0	0	0	0	0	0	0	0	59
ITA	29	0	54	38	27	30	0	0	40	16	26	29	289
JPN	58	25	41	57	81	94	74	115	34	67	99	37	782
USA/AOML	477	477	773	2	812	341	559	634	456	436	235	396	5598
USA/SIO	788	87	607	240	350	591	172	300	382	525	104	477	4623
ZA	84	144	0	0	0	0	0	0	0	0	26	84	338
USA/Others	0	0	0	0	0	0	12	39	10	0	0	0	61
Total	1822	1246	2006	780	1756	1802	1542	1611	1310	1477	887	1753	17992

Participation by Month - Country/Institution Transmitting XBTs

Cntry/Month	JAN	FEB	MAR	APR	MAY	JUN	JUL	AUG	SEP	OCT	NOV	DEC	Total
AUS	330	351	241	277	366	497	278	365	316	313	287	444	4065
CAN	16	53	32	38	73	130	146	105	10	72	54	40	769
FRA	0	31	56	48	28	58	52	0	49	0	44	44	410
GER	38	21	0	0	0	0	0	0	0	0	0	0	59
JPN	58	25	41	57	81	94	74	115	34	67	99	37	782
USA/AOML	1380	765	1636	360	1208	1023	980	987	891	1025	403	1188	11846
USA/Others	0	0	0	0	0	0	12	39	10	0	0	0	61
Total	1822	1246	2006	780	1756	1802	1542	1611	1310	1477	887	1753	17992

Participation by Month - Country/Institution Providing XBTs

Cntry/Month	JAN	FEB	MAR	APR	MAY	JUN	JUL	AUG	SEP	OCT	NOV	DEC	Total
AUS	191	219	205	165	218	308	189	222	222	115	151	170	2375
AUS&USA/NOAA	139	132	36	112	148	189	89	143	94	198	136	274	1690
CAN	16	53	32	38	73	130	146	105	10	72	54	40	769
FRA	0	31	16	13	28	58	5	0	3	0	44	5	203
GER	38	21	0	0	0	0	0	0	0	0	0	0	59
JPN	58	25	41	57	81	94	74	115	34	67	99	37	782
USA/NOAA	1380	765	1676	395	1208	1023	1027	987	937	1025	403	1227	12053
USA/Others	0	0	0	0	0	0	12	39	10	0	0	0	61
Total	1822	1246	2006	780	1756	1802	1542	1611	1310	1477	887	1753	17992

Transects by Month

Transect/Month	JAN	FEB	MAR	APR	MAY	JUN	JUL	AUG	SEP	OCT	NOV	DEC	Total
AX01	0	0	40	35	0	0	47	0	46	0	0	39	207
AX02	0	0	71	0	0	0	86	0	0	0	0	0	157
AX03	0	21	0	0	0	0	0	0	0	0	0	0	21
AX07	0	151	64	0	99	162	2	259	0	282	0	258	1277
AX08	407	119	380	0	471	26	525	0	397	99	0	0	2424
AX10	0	0	99	0	0	100	0	110	0	0	0	83	392
AX11	38	0	0	0	0	0	0	0	0	0	0	0	38
AX18	0	4	230	0	199	0	0	231	0	22	203	0	889
AX20	0	0	126	33	0	2	156	0	0	0	0	162	479
AX22	53	0	70	0	71	0	0	0	39	0	72	0	305
AX25	84	144	0	0	0	0	0	0	0	0	26	84	338
AX32	2	10	0	2	43	41	32	34	32	12	32	33	273
AX90	0	0	0	0	0	0	0	0	27	21	0	22	70
AX97	0	46	0	35	0	48	0	46	0	48	5	40	268
IX01	42	73	36	112	93	89	89	91	94	93	81	92	985
IX12	48	122	81	19	124	113	29	119	141	32	127	147	1102
IX15	0	0	165	0	0	162	0	0	173	0	0	0	500
IX21	0	0	90	0	0	116	0	21	84	0	0	0	311
IX22	0	0	0	15	0	15	0	13	0	0	0	0	43
IX28	97	0	0	0	0	0	0	0	0	0	0	180	277
MX01	0	0	25	0	0	30	0	0	11	16	0	0	82
MX02	0	0	0	38	0	0	0	0	0	0	26	0	64
MX04	29	0	29	0	27	0	0	0	29	0	0	29	143
PX02	43	30	33	19	0	0	0	0	0	0	0	0	125
PX05	258	0	0	0	251	0	161	102	0	246	0	0	1018
PX06	78	0	77	0	0	61	0	0	0	67	29	32	344
PX09	0	0	0	0	0	156	0	0	0	0	0	162	318
PX11	0	0	31	1	0	37	0	35	0	29	0	17	150
PX30	0	0	0	0	0	100	0	0	0	105	0	0	205
PX31	114	87	205	0	0	0	0	0	0	212	0	0	618
PX34	0	59	0	0	55	0	0	52	0	0	55	0	221
PX37	0	0	0	69	28	96	0	17	86	0	0	107	403
PX38	105	0	0	0	0	0	0	0	0	0	0	0	105
PX40	180	0	0	171	0	28	11	160	0	0	31	176	757
MED	0	4	0	0	0	0	1	0	0	0	0	0	5
ATL	70	230	22	63	101	57	61	8	26	14	66	24	742
PAC	97	123	83	70	95	161	271	161	95	134	107	58	1455
IND	77	23	49	98	99	202	61	46	30	45	24	8	762
GMCS	0	0	0	0	0	0	10	106	0	0	3	0	119
N/A	0	0	0	0	0	0	0	0	0	0	0	0	0
Total	1822	1246	2006	780	1756	1802	1542	1611	1310	1477	887	1753	17992

ATL Atlantic Ocean

GMCS Gulf of Mexico and Caribbean

IND Indian Ocean

MED Mediterranean

PAC Pacific Ocean

N/A Not Available