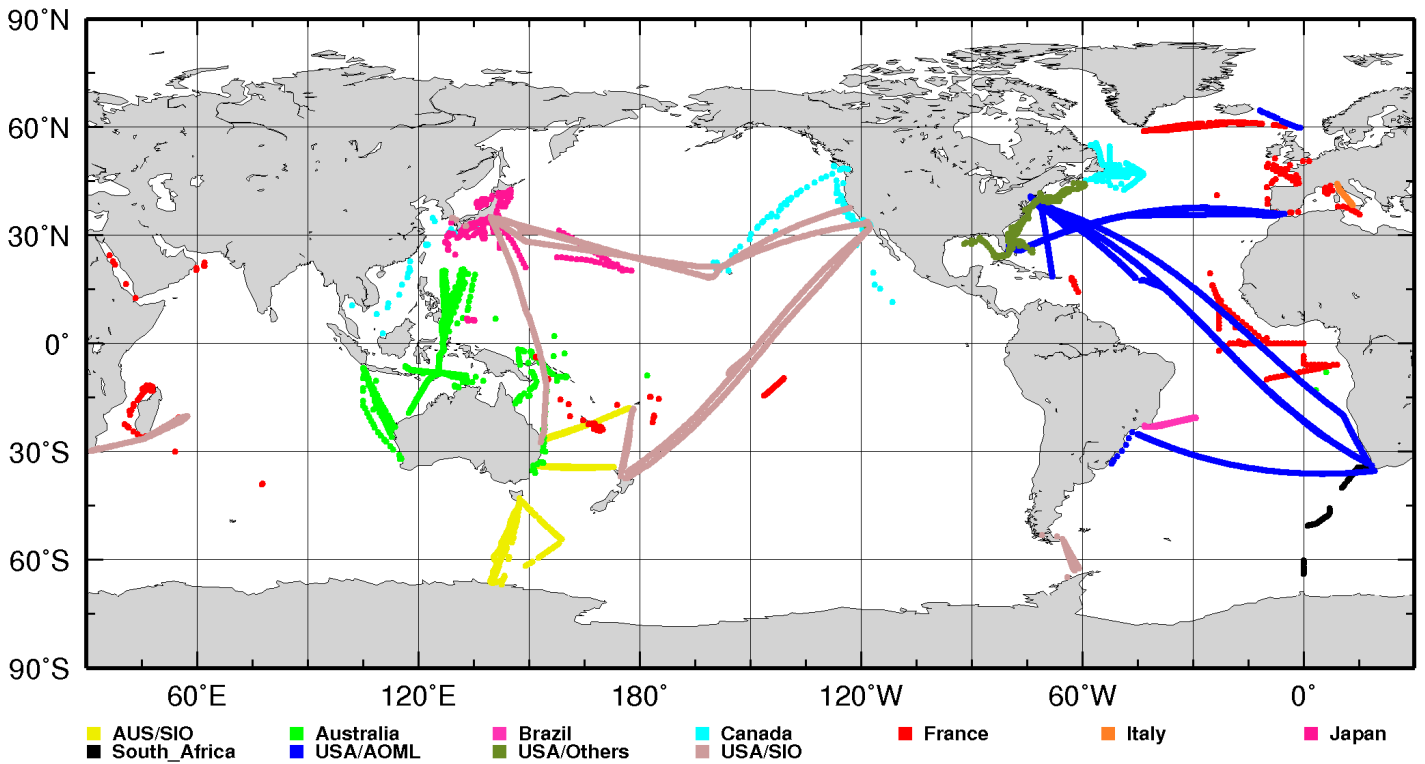


# SOOP Operations Report: XBT Program

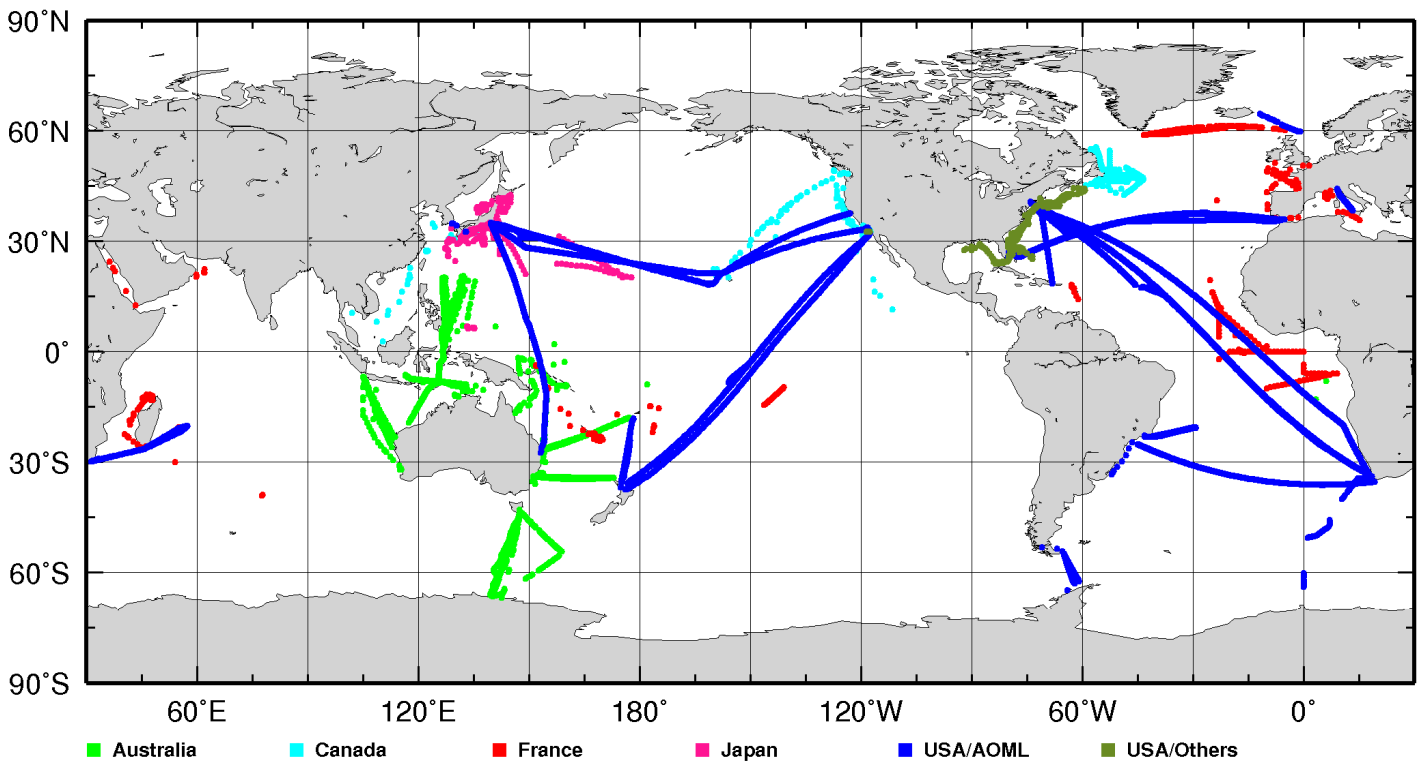
Year: 2019

Updated on Thu Apr 2 10:17:42 UTC 2020

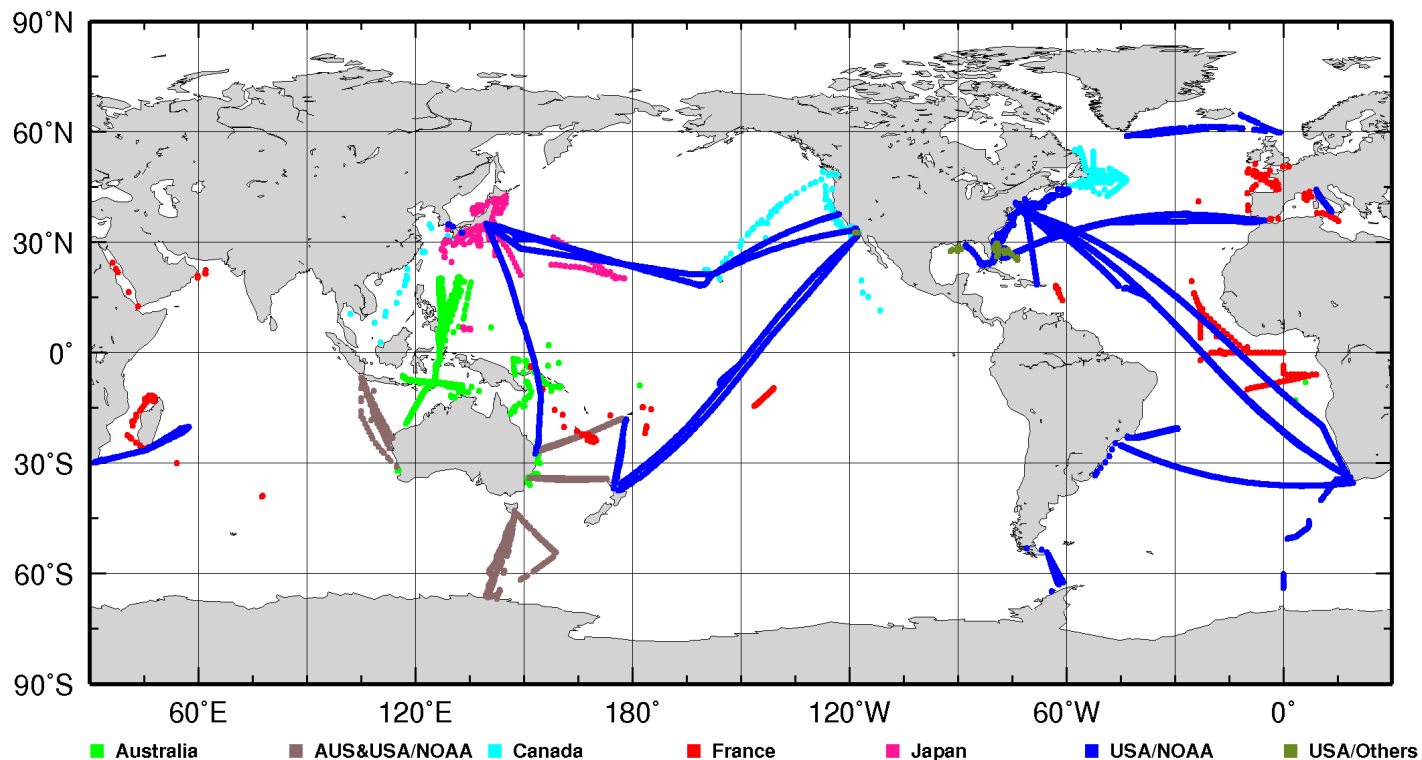
## XBT Deployments Y2019 (Total 13715)



## XBT Transmissions Y2019 (Total 13715)



## Probe Source Y2019 (Total 13715)



## Participation by Month - Country/Institution Deploying XBTs

Cntry/Month	JAN	FEB	MAR	APR	MAY	JUN	JUL	AUG	SEP	OCT	NOV	DEC	Total
AUS	196	159	185	119	129	167	189	147	131	207	155	159	1943
AUS/SIO	77	181	48	0	0	0	46	105	0	60	0	147	664
BRA	0	62	0	55	0	69	0	61	0	51	0	55	353
CAN	0	110	15	19	44	23	53	10	21	12	47	18	372
FRA	6	11	93	87	37	16	69	8	31	76	19	24	477
ITA	37	0	38	0	0	0	0	0	0	0	0	0	75
JPN	34	30	39	22	46	37	62	44	35	51	23	30	453
USA/AOML	87	0	266	9	312	461	357	565	528	578	314	697	4174
USA/SIO	389	103	336	825	11	526	426	537	151	282	354	237	4177
ZA	0	6	52	0	0	0	0	0	0	0	0	0	58
USA/Others	0	0	0	0	50	209	150	160	79	213	108	0	969
<b>Total</b>	<b>826</b>	<b>662</b>	<b>1072</b>	<b>1136</b>	<b>629</b>	<b>1508</b>	<b>1352</b>	<b>1637</b>	<b>976</b>	<b>1530</b>	<b>1020</b>	<b>1367</b>	<b>13715</b>

## Participation by Month - Country/Institution Transmitting XBTs

Cntry/Month	JAN	FEB	MAR	APR	MAY	JUN	JUL	AUG	SEP	OCT	NOV	DEC	Total
AUS	273	340	233	119	129	167	235	252	131	267	155	306	2607
CAN	0	110	15	19	44	23	53	10	21	12	47	18	372
FRA	6	11	93	87	37	16	69	8	31	76	19	24	477
JPN	34	30	39	22	46	37	62	44	35	51	23	30	453
USA/AOML	513	171	692	889	323	1056	783	1163	679	911	668	989	8837
USA/Others	0	0	0	0	50	209	150	160	79	213	108	0	969
<b>Total</b>	826	662	1072	1136	629	1508	1352	1637	976	1530	1020	1367	13715

## Participation by Month - Country/Institution Providing XBTs

Cntry/Month	JAN	FEB	MAR	APR	MAY	JUN	JUL	AUG	SEP	OCT	NOV	DEC	Total
AUS	140	95	109	47	54	104	126	83	68	147	102	102	1177
AUS&USA/NOAA	133	245	124	72	75	63	109	169	63	120	53	204	1430
CAN	0	110	15	19	44	23	53	10	21	12	47	18	372
FRA	6	11	93	31	37	16	69	8	31	33	19	24	378
JPN	34	30	39	22	46	37	62	44	35	51	23	30	453
USA/NOAA	513	171	692	945	373	1265	926	1305	728	1167	776	989	9850
USA/Others	0	0	0	0	0	0	7	18	30	0	0	0	55
<b>Total</b>	826	662	1072	1136	629	1508	1352	1637	976	1530	1020	1367	13715

## Transects by Month

Transect/Month	JAN	FEB	MAR	APR	MAY	JUN	JUL	AUG	SEP	OCT	NOV	DEC	Total
AX01	0	0	0	56	0	0	0	0	0	43	0	0	99
AX07	0	0	266	0	155	107	269	0	270	0	0	281	1348
AX08	0	0	0	0	157	343	88	391	116	372	48	416	1931
AX10	0	0	0	0	0	0	0	128	123	0	0	0	251
AX18	0	0	0	0	0	0	0	0	0	148	218	0	366
AX22	65	73	0	68	0	0	0	0	0	78	77	0	361
AX25	0	6	52	0	0	0	0	0	0	0	0	0	58
AX32	66	0	0	0	0	0	0	46	0	48	48	0	208
AX90	21	0	0	0	0	0	0	0	0	0	0	0	21
AX97	0	62	0	55	0	69	0	61	0	51	0	55	353
AX_WBTS	0	0	0	9	0	11	0	0	19	10	0	0	49
IX01	56	64	76	72	75	63	63	64	63	60	53	57	766
IX21	61	30	0	89	0	86	0	86	0	0	87	0	439
IX22	16	8	30	0	0	26	24	16	0	30	17	31	198
IX28	76	176	0	0	0	0	0	0	0	0	0	103	355
MX04	37	0	38	0	0	0	0	0	0	0	0	0	75
PX02	34	18	32	21	31	25	32	15	39	30	33	23	333
PX05	263	0	0	304	0	0	269	0	0	0	0	0	836
PX06	0	0	80	0	0	0	54	0	60	0	0	70	264
PX11	42	46	42	20	23	36	53	42	6	78	49	46	483
PX13	0	0	256	0	0	249	10	217	40	0	0	167	939
PX30	0	0	0	0	0	0	0	105	0	60	0	0	165
PX34	0	4	48	0	0	0	46	0	0	0	0	44	142
PX37	0	0	0	179	11	0	93	90	0	203	0	0	576
PX40	0	0	0	185	0	191	0	144	51	1	189	0	761
MED	0	5	0	0	0	6	0	0	0	12	7	0	30
ATL	4	0	71	41	61	219	216	166	79	236	150	8	1251
PAC	82	164	81	32	59	63	78	59	110	66	41	43	878
IND	3	6	0	5	24	14	55	0	0	4	0	0	111
GMCS	0	0	0	0	33	0	2	7	0	0	3	23	68
N/A	0	0	0	0	0	0	0	0	0	0	0	0	0
<b>Total</b>	<b>826</b>	<b>662</b>	<b>1072</b>	<b>1136</b>	<b>629</b>	<b>1508</b>	<b>1352</b>	<b>1637</b>	<b>976</b>	<b>1530</b>	<b>1020</b>	<b>1367</b>	<b>13715</b>

ATL Atlantic Ocean  
MED Mediterranean

GMCS Gulf of Mexico and Caribbean  
PAC Pacific Ocean

IND Indian Ocean  
N/A Not Available