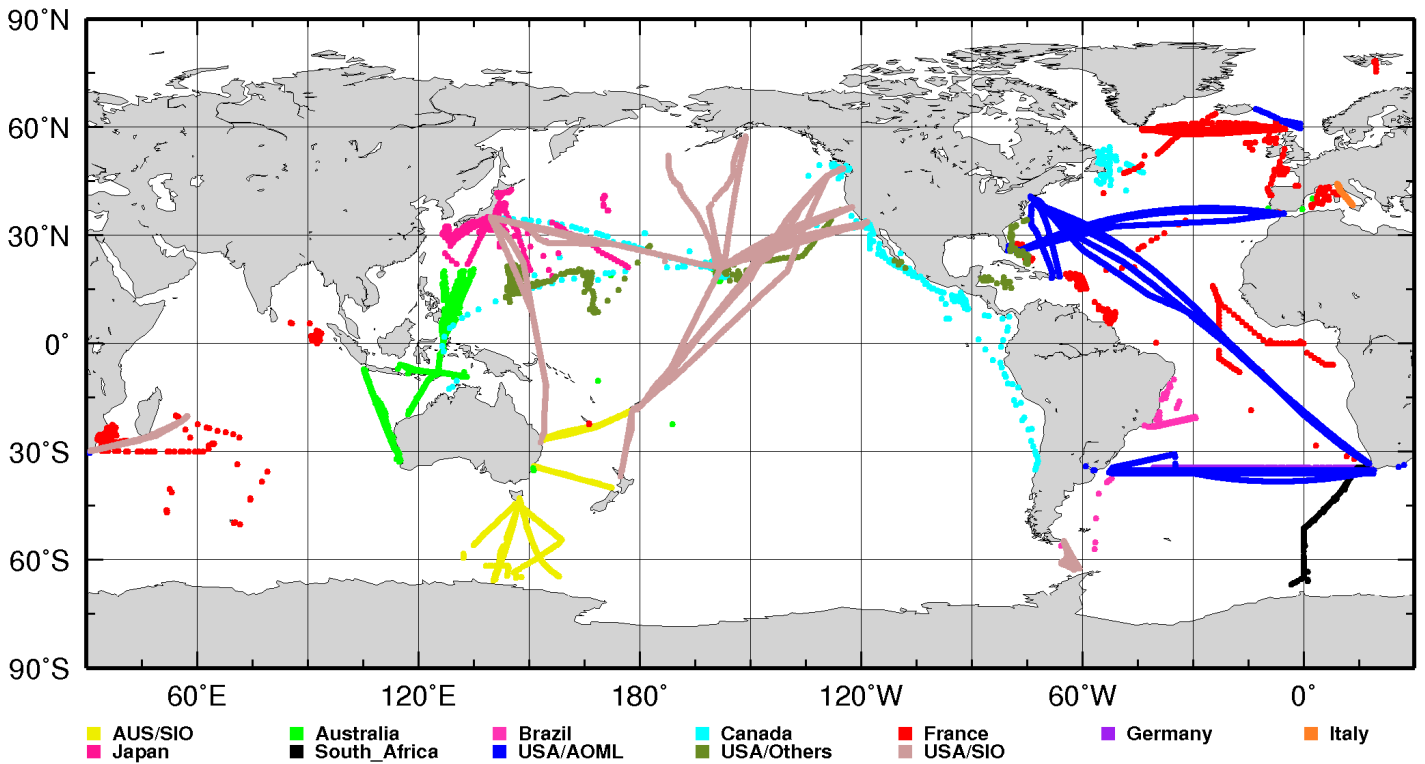


SOOP Operations Report: XBT Program

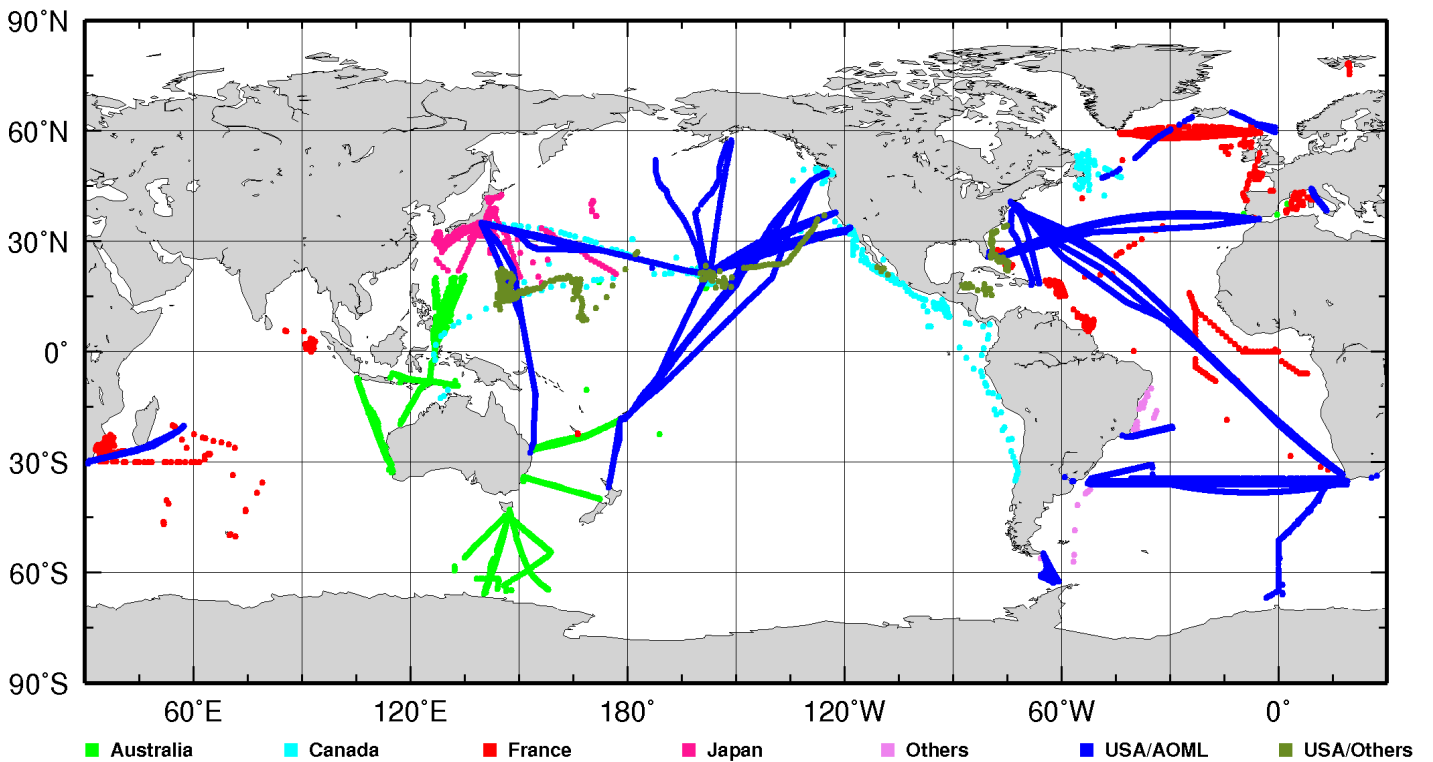
Year: 2016

Updated on Tue Mar 13 12:36:01 UTC 2018

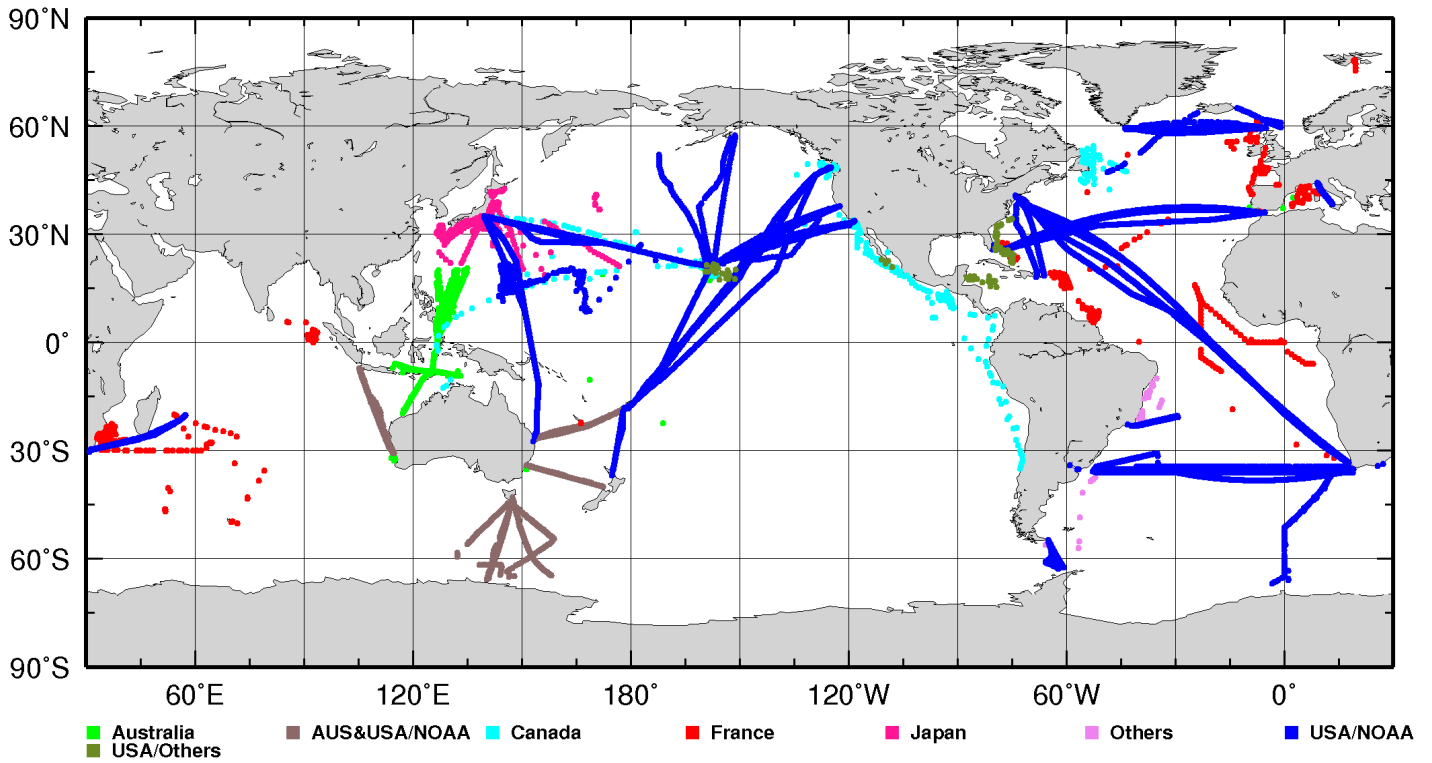
XBT Deployments Y2016 (Total 18329)



XBT Transmissions Y2016 (Total 18329)



Probe Source Y2016 (Total 18329)



Participation by Month - Country/Institution Deploying XBTs

Cntry/Month	JAN	FEB	MAR	APR	MAY	JUN	JUL	AUG	SEP	OCT	NOV	DEC	Total
AUS	112	108	123	132	105	109	169	136	173	255	213	166	1801
AUS/SIO	1	263	85	33	124	0	55	101	0	103	207	164	1136
BRA	5	8	0	58	0	41	0	64	0	54	4	50	284
CAN	0	80	48	1	23	25	160	59	20	41	51	18	526
FRA	90	96	216	132	107	56	119	23	8	94	41	90	1072
GER	0	0	0	0	0	0	0	0	0	0	0	125	125
ITA	35	0	33	0	40	37	0	0	37	38	0	40	260
JPN	80	42	53	89	63	97	51	43	56	71	56	32	733
USA/AOML	616	526	968	245	481	482	418	696	526	146	351	524	5979
USA/SIO	585	314	455	186	857	340	598	554	180	650	395	601	5715
ZA	0	85	0	0	0	0	85	0	0	0	0	128	298
USA/Others	29	21	63	58	17	72	49	52	0	39	0	0	400
Total	1553	1543	2044	934	1817	1259	1704	1728	1000	1491	1318	1938	18329

Participation by Month - Country/Institution Transmitting XBTs

Cntry/Month	JAN	FEB	MAR	APR	MAY	JUN	JUL	AUG	SEP	OCT	NOV	DEC	Total
AUS	113	371	208	165	229	109	224	237	173	358	420	330	2937
CAN	0	80	48	1	23	25	160	59	20	41	51	18	526
FRA	90	96	216	88	107	56	119	23	8	94	41	90	1028
JPN	80	42	53	89	63	97	51	43	56	71	56	32	733
USA/AOML	1236	930	1456	533	1378	898	1101	1314	743	874	746	1462	12671
USA/Others	29	21	63	58	17	72	49	52	0	39	0	0	400
Others	5	3	0	0	0	2	0	0	0	14	4	6	34
Total	1553	1543	2044	934	1817	1259	1704	1728	1000	1491	1318	1938	18329

Participation by Month - Country/Institution Providing XBTs

Cntry/Month	JAN	FEB	MAR	APR	MAY	JUN	JUL	AUG	SEP	OCT	NOV	DEC	Total
AUS	42	48	44	46	14	19	70	39	83	154	116	103	778
AUS&USA/NOAA	71	323	164	119	215	90	154	198	90	204	304	227	2159
CAN	0	80	48	1	23	25	160	59	20	41	51	18	526
FRA	22	96	216	88	52	56	85	23	8	27	41	90	804
JPN	80	42	53	89	63	97	51	43	56	71	56	32	733
USA/NOAA	1333	951	1519	591	1450	970	1163	1344	743	941	746	1462	13213
USA/Others	0	0	0	0	0	0	21	22	0	39	0	0	82
Others	5	3	0	0	0	2	0	0	0	14	4	6	34
Total	1553	1543	2044	934	1817	1259	1704	1728	1000	1491	1318	1938	18329

Transects by Month

Transect/Month	JAN	FEB	MAR	APR	MAY	JUN	JUL	AUG	SEP	OCT	NOV	DEC	Total
AX01	68	0	0	0	55	0	34	0	0	67	0	0	224
AX02	0	0	0	44	0	0	0	0	0	0	0	0	44
AX07	105	162	277	0	0	0	261	0	264	0	265	0	1334
AX08	478	4	507	195	290	319	148	505	0	0	3	476	2925
AX10	0	120	0	0	0	0	0	0	0	99	34	0	253
AX18	0	187	123	0	177	119	0	182	213	0	0	125	1126
AX22	72	0	51	19	68	58	12	0	0	74	0	74	428
AX25	0	85	0	0	0	0	85	0	0	0	0	128	298
AX32	12	30	38	22	14	35	0	0	39	47	49	48	334
AX90	21	23	23	24	0	0	0	0	0	0	0	0	91
AX97	0	5	0	58	0	39	0	64	0	40	0	44	250
AX_WBTS	0	0	0	4	0	9	9	9	10	0	0	0	41
IX01	70	60	79	86	91	90	99	97	90	101	97	63	1023
IX21	86	0	1	85	0	0	0	86	0	90	0	86	434
IX22	0	0	0	0	0	0	0	0	19	34	26	26	105
IX28	0	104	83	0	0	0	0	0	0	103	81	131	502
MX04	35	0	33	0	40	37	0	0	37	38	0	40	260
PX02	39	48	44	46	14	18	33	34	33	31	33	14	387
PX05	0	201	45	0	261	0	0	262	0	43	207	0	1019
PX06	63	0	59	14	50	0	70	65	0	62	0	64	447
PX09	158	0	0	0	158	0	155	0	155	0	0	146	772
PX11	0	0	0	0	0	0	0	0	31	86	57	63	237
PX30	0	105	0	33	72	0	0	101	0	0	105	0	416
PX34	0	54	0	0	52	0	55	0	0	0	21	33	215
PX37	100	0	190	0	76	113	132	51	0	189	0	199	1050
PX38	0	113	109	0	0	108	0	90	25	0	0	0	445
PX39	106	0	0	0	107	0	100	0	0	0	0	32	345
PX40	0	0	0	55	137	61	129	0	0	191	188	0	761
MED	2	0	6	41	12	0	0	0	0	0	0	0	61
ATL	11	18	50	37	39	59	112	23	7	79	53	74	562
PAC	110	143	166	160	101	194	236	141	69	116	99	46	1581
IND	17	81	160	11	0	0	33	1	8	1	0	26	338
GMCS	0	0	0	0	3	0	1	17	0	0	0	0	21
N/A	0	0	0	0	0	0	0	0	0	0	0	0	0
Total	1553	1543	2044	934	1817	1259	1704	1728	1000	1491	1318	1938	18329

ATL Atlantic Ocean

GMCS Gulf of Mexico and Caribbean

IND Indian Ocean

MED Mediterranean

PAC Pacific Ocean

N/A Not Available